

# İÇİNDEKİLER

1	OSCAR GRUP	27	VENÜS GRUP	53	WALK AKSESUAR
2	TUĞRA GRUP	28	STYLUS GRUP	54	WALK OPERASYONEL GRUP
3	PİYANO GRUP	29	STYLUS GRUP	55	WALK OPERASYONEL GRUP
4	ARTHUR GRUP	30	PİNUS GRUP	56	WALK OPERASYONEL GRUP
5	HANZADE GRUP	31	AYIRICI PANELLER	57	WALK CAM MASA
6	APEX GRUP	32	AYIRICI PANELLER	58	EDGE CEO GRUP
7	MAJESTY GRUP	33	DOLAPLAR	59	EDGE MANAGER GRUP
8	MAJESTY EKO GRUP	34	DOLAPLAR	60	EDGE GRUP AKSESUAR
9	GRAND GRUP	35	DOLAPLAR	61	EDGE OPERASYONEL GRUP
10	GRAND EKO GRUP	36	DOLAPLAR	62	EDGE OPERASYONEL GRUP
11	WALK CEO GRUP	37	DOLAPLAR	63	EDGE OPERASYONEL GRUP
12	EFES GRUP	38	TOPLANTI MASALARI	64	EDGE OPERASYONEL GRUP
13	FENOMEN GRUP	39	TOPLANTI MASALARI	65	ZEUS MASA
14	FENOMEN EKO GRUP	40	BANKOLAR		
15	TUZA GRUP	41	BANKOLAR		
16	TUZA EKO GRUP	42	KÜRSÜ&BİLGİSAYAR MASASI		
17	BEST GRUP	43	AKSESUARLAR		
18	BEST EKO GRUP	44	AKSESUARLAR		
19	MONİ GRUP	45	FİNE GRUP		
20	MONİ EKO GRUP	46	FİNE GRUP		
21	ECEM GRUP	47	FİNE EKO GRUP		
22	CURKOM GRUP	48	FİNE EKO GRUP		
23	MEKOM GRUP GRUP	49	UP GRUP		
24	MEKOM GRUP GRUP	50	WALK GRUP		
25	MEKOM GRUP GRUP	51	WALK GRUP		
26	VENÜS GRUP	52	WALK AKSESUAR		

# OSCAR GRUP



MODEL AÇIKLAMASI	KODU	ÖLÇÜ		PAKET	€	\$	TL	ŞEKİL
		L	W H					
OSCAR MASA	0634	250 X 100 X 75		Kg : 194 M <sup>3</sup> : 0,659 Pk : 5	1532	1656	30,634	
OSCAR MASA	0634	200 X 100 X 75		Kg : 170 M <sup>3</sup> : 0,584 Pk : 4	1379	1490	27,572	
OSCAR SEHPA	0635	90 X 60 X 40		Kg : 26,4 M <sup>3</sup> : 0,066 Pk : 1	265	286	5,291	
OSCAR KONSOL	0636	235 x 45 x 124		Kg : 120,5 M <sup>3</sup> : 0,451 Pk : 3	1053	1139	21,068	

# TUĞRA GRUP



MODEL AÇIKLAMASI	KODU	ÖLÇÜ			PAKET	€	\$	TL	ŞEKİL
		L	W	H					
TUĞRA MASA	0426	200	90	76	Kg : 67,72 M <sup>3</sup> : 0,264 Pk : 1	1184	1280	23,671	
TUĞRA SEHPA	0430	80	60	40	Kg : 17,8 M <sup>3</sup> : 0,058 Pk : 1	281	303	5,610	
TUĞRA MAKAM DOLABI	0429	200	36	82	Kg : 65,5 M <sup>3</sup> : 0,134 Pk : 2	696	752	13,910	

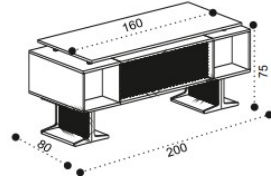
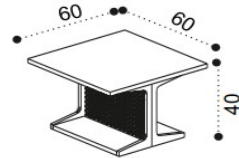
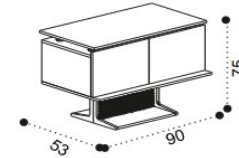
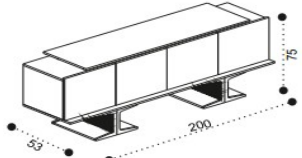
# PİYANO MASA



MODEL AÇIKLAMASI	KODU	ÖLÇÜ	PAKET	€	\$	TL	ŞEKİL
		LWH					
PİYANO MASA	0400	160 X 80 X 76	Kg : 80,65 M <sup>3</sup> : 0,527 Pk : 5	801	866	16,024	
PİYANO SEHPA	0391	60 X 60 X 40	Kg : 7 M <sup>3</sup> : 0,054 Pk : 1	149	162	2,988	
PİYANO ETAJER	0367	90 X 53 X 76	Kg : 25 M <sup>3</sup> : 0,087 Pk : 2	326	353	6,528	
PİYANO KONSOL	0368	200 X 53 X 91	Kg : 66,69 M <sup>3</sup> : 0,191 Pk : 3	670	725	13,405	

# ARTHUR MASA



MODEL AÇIKLAMASI	KODU	ÖLÇÜ		PAKET	€	\$	TL	ŞEKİL
		L	W H					
ARTHUR MASA	0372	160	80 X 75	Kg : 98,3 M <sup>3</sup> : 0,786 Pk : 6	896	969	17,929	
ARTHUR SEHPA	0374	60	60 X 40	Kg : 11,8 M <sup>3</sup> : 0,112 Pk : 2	180	195	3,607	
ARTHUR ETAJER	0373	90	53 X 75	Kg : 33,5 M <sup>3</sup> : 0,203 Pk : 2	336	363	6,710	
ARTHUR KONSOL	0375	200	53 X 75	Kg : 79,5 M <sup>3</sup> : 0,344 Pk : 4	682	738	13,644	

# HANZADE MASA



MODEL AÇIKLAMASI	KODU	ÖLCÜ		PAKET	€	\$	TL	ŞEKİL
		L	W H					
HANZADE MASA	0800	160	80 x 75	Kg : 71,14 M <sup>3</sup> : 0,347 Pk : 2	742	802	14,831	
HANZADE MASA	0801	180	80 x 75	Kg : 76,14 M <sup>3</sup> : 0,364 Pk : 2	771	834	15,428	

# APEX GRUP



MODEL AÇIKLAMASI	KODU	ÖLÇÜ	PAKET	€	\$	TL	ŞEKİL
		L W H					
Apex MASA kablo kanallı Deri rengi siyahtır. tabla kalınlığı 48mm dataportlu	0001 0575	MASA 220 x 95 x 75  ETAJER 211 x 60 x 63	Kg : 246,73 M <sup>3</sup> : 0,823 Pk : 7	1361	1471	27,222	
Apex SEHPA tabla kalınlığı 48mm	0003	90 x 60 x 45	Kg : 33,5 M <sup>3</sup> : 0,089 Pk : 1	223	242	4,469	
Apex MAKAM DOLABI tabla kalınlığı 48mm	0004	231 x 44 x 92	Kg : 133 M <sup>3</sup> : 0,350 Pk : 2	874	945	17,474	
Apex TOPLANTI MASASI Tabla kalınlığı 48mm	0005	120 x 120 x 75	Kg : 68,2 M <sup>3</sup> : 0,152 Pk : 2	531	574	10,620	
MKK - 102 DATAPORT - Metal	0274	33 x 14,5 x 5	Kg : M <sup>3</sup> : Pk :	<b><i>dataport Masa fiyatına Dahildir.</i></b>			

# MAJESTY GRUP



MODEL AÇIKLAMASI	KODU	ÖLÇÜ		PAKET	€	\$	TL	ŞEKİL	
		L	W						H
Majesty MASA (derili) tabla kalınlığı 48mm kablo kanallı dataportlu	0006	240	90	75	Kg : 209 M3 : 0.871 Pk : 3	1299	1404	25,973	
Apex SEHPA tabla kalınlığı 48mm	0003	90	60	45	Kg : 33,5 M3 : 0.089 Pk : 1	223	242	4,469	
Majesty MAKAM DOLABI tabla kalınlığı 48mm	0007	231	44	92	Kg : 133 M3 : 0,350 Pk : 2	874	945	17,474	
Apex TOPLANTI MASASI Tabla kalınlığı 48mm	0005	120	120	75	Kg : 68,2 M3 : 0,152 Pk : 2	531	574	10,620	
MKK - 102 DATAPORT - Metal	0274	33	14,5	5	Kg : M3 : Pk :	<b><i>dataport Masa fiyatına Dahildir.</i></b>			



# MAJESTY EKO GRUP



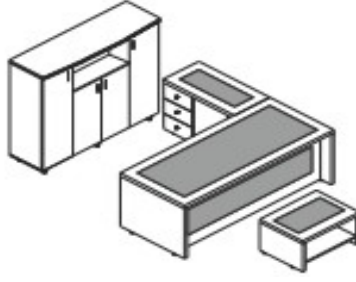
MODEL AÇIKLAMASI	KODU	ÖLÇÜ	PAKET	€	\$	TL	ŞEKİL
		L W H					
Majesty MASA (derili) tabla kalınlığı 48mm	0610	220 x 90 x 75	Kg : M <sub>3</sub> : Pk :	1032	1116	20,638	
Apex SEHPA tabla kalınlığı 48mm	0003	90 x 60 x 45	Kg : 33,5 M <sub>3</sub> : 0,089 Pk : 1	223	242	4,469	
Majesty MAKAM DOLABI tabla kalınlığı 48mm	0007	231 x 44 x 92	Kg : 133 M <sub>3</sub> : 0,349 Pk : 2	874	945	17,474	
Majesty ETAJER tabla kalınlığı 48mm	0611	90 x 50 x 76	Kg : M <sub>3</sub> : Pk :	223	241	4,452	
Apex TOPLANTI MASASI Tabla kalınlığı 48mm	0005	120 x 120 x 75	Kg : 68,2 M <sub>3</sub> : 0,152 Pk : 2	531	574	10,620	

# GRAND GRUP



MODEL AÇIKLAMASI	KODU	ÖLÇÜ			PAKET	€	\$	TL	ŞEKİL
		L	W	H					
Grand MASA Kalınlık 48 mm Deri dikişleri kahve rengindedir.	0038	210	90	75	Kg : 125,5 M3 : 0,288 Pk : 2	846	915	16,930	
Grand SEHPA Kalınlık 48 mm Deri dikişleri kahve rengindedir.	0516	90	60	45	Kg : 30 M3 : 0,069 Pk : 1	200	216	3,995	
3 ÇEKMECELİ KESON 3 çekmeceli,Hareketli, Merkezi kilitli	0651	40	45	60	Kg : 24 M3 : 0,115 Pk : 1	204	220	4,079	
Grand ETAJER (sabit) Kalınlık 48 mm Deri dikişleri kahve rengindedir.	0040	100	55	75	Kg : 48 M3 : 0,098 Pk : 1	302	327	6,044	
Grand MAKAM DOLABI Kalınlık 48 mm Deri dikişleri kahve rengindedir.	0041	210	38	120	Kg : 125 M3 : 0,340 Pk : 3	938	1014	18,768	
APEX TOPLANTI MASASI Kalınlık 48 mm Deri dikişleri kahve rengindedir.	0005	120	120	75	Kg : 68,2 M3 : 0,152 Pk : 2	531	574	10,620	

# GRAND EKO GRUP



MODEL AÇIKLAMASI	KODU	ÖLÇÜ		PAKET	€	\$	TL	ŞEKİL	
		L	W						H
Grand MASA Kalınlık 48 mm Deri dikişleri kahve rengindedir.	0042	180	90	75	Kg : 114 M3 : 0,262 Pk : 2	799	864	15,980	
Grand SEHPA Kalınlık 48 mm Deri dikişleri kahve rengindedir.	0516	90	60	45	Kg : 30 M3 : 0,069 Pk : 1	200	216	3,995	
Grand KESON ÜST TABLASI Kalınlık 48 mm Deri dikişleri kahve rengindedir.	0043	100	55	4.8	Kg : 13 M3 : 0,036 Pk : 1	1157	1250	23,132	
Arkom KESON 3 çekmeceli,Sabit	0036	40	50	72	Kg : 26 M3 : 0,160 Pk : 1	190	205	3,801	
Arena MAKAM DOLABI Tabla 18 + 18 mm dir.	0224	164x	45	x127	Kg : 101 M3 : 0,187 Pk : 2	680	736	13,609	

# WALK CEO GRUP



MODEL AÇIKLAMASI	KODU	ÖLÇÜ	PAKET	€	\$	TL	ŞEKİL
		L W H					
Walk Ceo Masa Perdeli (ETAJERLİ) Kalınlık 30 mm.	0011 0608	220 x 90 x 75	Kg : 139 M3 : 0,710 Pk : 4	1223	1323	24,468	
Walk Ceo MAKAM DOLABI Kalınlık 30 mm.	0013	231 x 44 x 92	Kg : 133 M3 : 0,382 Pk : 2	919	993	18,376	
Walk Ceo SEHPA Kalınlık 30 mm.	0014	60 x 60 x 45	Kg : 12 M3 : 0,050 Pk : 1	188	203	3,763	

# EFES GRUP



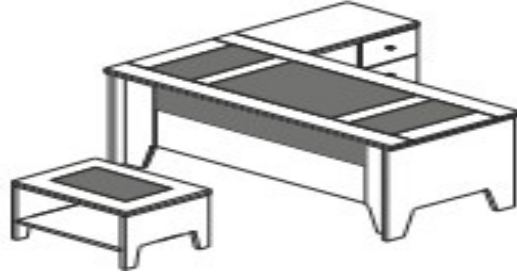
MODEL AÇIKLAMASI	KODU	ÖLÇÜ		PAKET	€	\$	TL	ŞEKİL
		L	W H					
Efes Boss Masa Ön ve Yanlar deridir. Deri dikişleri kahverengindedir.	0018	200	95X75	Kg : 103 M3 : 0,469 Pk : 2	1054	1140	21,083	
Efes Boss Sehpa Deri dikişleri kahverengindedir.	0019	60	60X43	Kg : 23 M3 : 0,108 Pk : 1	167	180	3,338	
Efes Boss Toplantı Masası	0022	120	120X75	Kg : 65,5 M3 : 0,18 Pk : 2	515	556	10,290	
Efes Boss Etajer (Sağ) Deri dikişleri kahverengindedir.	0024	105	47X75	Kg : 43 M3 : 0,139 Pk : 1	362	392	7,248	
Efes Boss Makam Dolabı	0025	200	47X84	Kg : 80,5 M3 : 0,167 Pk : 2	757	818	15,133	
Efes Keson 3 çekmeceli,Merkezi Kilitli,Hareketli	0026	44	57X60	Kg : 27,5 M3 : 0,144 Pk : 1	222	240	4,431	

# FENOMEN GRUP



MODEL AÇIKLAMASI	KODU	ÖLÇÜ		PAKET	€	\$	TL	ŞEKİL
		L	W H					
Fenomen MASA Kalınlık 18 + 18 mm Deri rengi siyah'tır.	0031	200	90 x 75	Kg : 85 M3 : 0,202 Pk : 1	706	763	14,111	
Fenomen SEHPA Kalınlık 18 + 18 mm Deri rengi siyah'tır.	0514	90	60 x 45	Kg : 27,5 M3 : 0,062 Pk : 1	204	221	4,087	
3 ÇEKMECELİ KESON 3 çekmeceli,Hareketli, Merkezi kilitli	0651	40	45 x 60	Kg : 24 M3 : 0,115 Pk : 1	204	220	4,079	
Fenomen ETAJER (Klavyelikli, sabit) Kalınlık 18 + 18 mm Dikişler Kahve rengindedir.	0034	90	60 x 75	Kg : 36,54 M3 : 0,117 Pk : 1	332	359	6,648	
Fenomen MAKAM DOLABI Kalınlık 18 + 18 mm Dikişler Kahve rengindedir.	0035	211	43 x 91	Kg : 89 M3 : 0,205 Pk : 2	710	767	14,196	

# FENOMEN EKO GRUP



MODEL AÇIKLAMASI	KODU	ÖLCÜ		PAKET	€	\$	TL	ŞEKİL	
		L	W						H
Fenomen MASA Kalınlık 18 + 18 mm Deri rengi siyah'tır.	0756	180	90	75	Kg : 85 M3 : 0,202 Pk : 1	629	680	12,589	
Fenomen SEHPA Kalınlık 18 + 18 mm Deri rengi siyah'tır.	0514	90	60	45	Kg : 27,5 M3 : 0,061 Pk : 1	204	221	4,087	
Arena MAKAM DOLABI Tabla 18 + 18 mm dir.	0224	164	45	127	Kg : 101 M3 : 0,187 Pk : 2	680	736	13,609	
Arkom KESON 3 çekmecel ,Sabit	0036	40	50	72	Kg : 26 M3 : 0,150 Pk : 1	190	205	3,801	
Arkom KESON ÜST TABLASI Tabla 18 + 18 mm dir.	0037	80	50	3.6	Kg : 8 M3 : 0,025 Pk : 1	60	65	1,197	

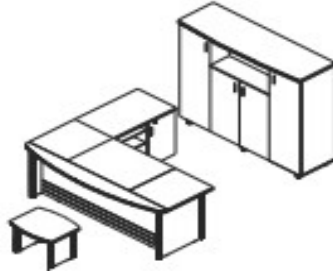
# TUZA GRUP



MODEL AÇIKLAMASI	KODU	ÖLCÜ			PAKET	€	\$	TL	ŞEKİL
		L	W	H					
Tuza MASA	0044	200	90	75	Kg : 69 M3 : 0,230 Pk : 1	583	630	11,654	
Tuza ETAJER	0045	90	55	75	Kg : 40 M3 : 0.117 Pk : 1	259	280	5,188	
Tuza Sehpa	0046	60	50	45	Kg : 12 M3 : 0,039 Pk : 1	125	135	2,503	
Arena MAKAM DOLABI Tabla 18 + 18 mm dir.	0224	164	45	127	Kg : 101 M3 : 0,187 Pk : 2	709	766	14,176	
3 ÇEKMECELİ KESON 3 çekmecesel ,Hareketli, Merkezi kilitli	0651	40	45	60	Kg : 24 M3 : 0,115 Pk : 1	204	220	4,079	



# TUZA EKO GRUP



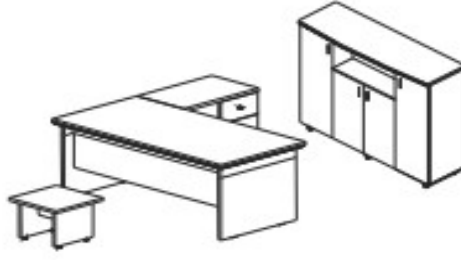
MODEL AÇIKLAMASI	KODU	ÖLÇÜ			PAKET	€	\$	TL	ŞEKİL
		L	W	H					
Tuza Eko MASA	0047	180	90	75	Kg : 62 M3 : 0,208 Pk : 1	558	604	11,170	
Tuza Sehpa	0046	60	50	45	Kg : 12 M3 : 0,039 Pk : 1	120	130	2,399	
Arena MAKAM DOLABI Tabla 18 + 18 mm d r.	0224	164	45	127	Kg : 101 M3 : 0,187 Pk : 2	680	736	13,609	
Arkom KESON 3 çekmeceli, sabit. Tek Kilit	0036	40	50	72	Kg : 26 M3 : 0,150 Pk : 1	190	205	3,801	
Arkom KESON ÜST TABLASI Tabla 18 + 18 mm d r.	0037	80	50	3.6	Kg : 8 M3 : 0,025 Pk : 1	60	65	1,197	

# BEST GRUP



MODEL AÇIKLAMASI	KODU	ÖLÇÜ		PAKET	€	\$	TL	ŞEKİL
		L	W H					
Best MASA Kalınlık 30 mm	0517 0048 0049	160	80 x 75	Kg : 52 M3 : 0,112 Pk : 1	394	426	7,883	
		180	90 x 75	Kg : 58 M3 : 0.190 Pk : 1	445	481	8,893	
		200	90 x 75	Kg : 65 M3 : 0.205 Pk : 1	511	552	10,213	
Best ETAJER Kalınlık 30 mm	0050	90	55 x 75	Kg : 29,5 M3 : 0.070 Pk : 1	254	275	5,084	
Best SEHPA Kalınlık 30 mm	0051	60	50 x 45	Kg : 15,5 M3 : 0.037 Pk : 1	134	145	2,681	
Best MAKAM DOLABI 4 kapaklı Kalınlık 30 mm	0052	170	45 x 91	Kg : 85,5 M3 : 0.206 Pk : 2	613	663	12,258	
Best MAKAM DOLABI 5 kapaklı Kalınlık 30 mm	0053	210	45 x 91	Kg : 97,5 M3 : 0.251 Pk : 2	684	739	13,670	
Best KESON 3 çekmecel ,Hareketli, Merkezi kilitli	0054	40	45 x 60	Kg : 24,5 M3 : 0.115 Pk : 1	204	220	4,079	

# BEST EKO GRUP



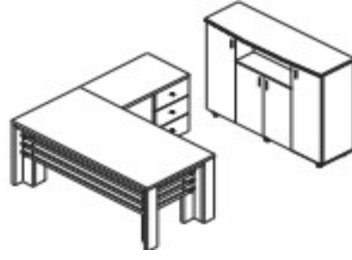
MODEL AÇIKLAMASI	KODU	ÖLCÜ		PAKET	€	\$	TL	ŞEKİL
		L	W H					
Best MASA Kalınlık 30 mm	0517 0048 0049	160	80 x 75	Kg : 52 M3 : 0,112 Pk : 1	394	426	7,883	
		180	90 x 75	Kg : 58 M3 : 0.190 Pk : 1	445	481	8,893	
		200	90 x 75	Kg : 65 M3 : 0.205 Pk : 1	511	552	10,213	
Mekom SEHPA Kalınlık 30 mm	0087	50	50 x 40	Kg : 11,5 M3 : 0,029 Pk : 1	81	88	1,625	
Arkom KESON 3 çekmeceli, sabit. Tek Kilit	0036	40	50 x 72	Kg : 26 M3 : 0,150 Pk : 1	190	205	3,801	
Best KESON ÜST TABLASI Kalınlık 30 mm	0055	80	50 x 3	Kg : 8 M3 : 0,025 Pk : 1	63	68	1,257	
Arena MAKAM DOLABI Tabla 18 + 18 mm dir.	0224	164	45 x 127	Kg : 101 M3 : 0,187 Pk : 2	680	736	13,609	

# MONİ GRUP



MODEL AÇIKLAMASI	KODU	ÖLÇÜ	PAKET	€	\$	TL	ŞEKİL
		L W H					
Moni MASA Kalınlık 30 mm	0056 0057 0058	140 x 80 x 75	Kg : 54,5 M3 : 0,120 Pk : 1	411	444	8,216	
		160 x 80 x 75	Kg : 58,5 M3 : 0,136 Pk : 1	432	467	8,638	
		180 x 80 x 75	Kg : 67 M3 : 0,153 Pk : 1	452	488	9,037	
Moni ETAJER+KESON Klavyelikli Kalınlık 30 mm	0059	100 x 50 x 75	Kg : 51 M3 : 0,195 Pk : 2	329	356	6,580	
Moni ETAJER Klavyelikli Kalınlık 30 mm	0060	80 x 50 x 75	Kg : 32 M3 : 0,09 Pk : 1	174	188	3,476	
Mekom SEHPA Kalınlık 30 mm	0087	50 x 50 x 40	Kg : 11,51 M3 : 0,029 Pk : 1	81	88	1,625	
3 ÇEKMECELİ KESON 3 çekmeceli, sabit. Tek Kilit	0525	40 x 50 x 60	Kg : 22,37 M3 : 0,106 Pk : 1	187	202	3,733	
Arena MAKAM DOLABI Tabla 18 + 18 mm dir.	0224	164 x 45 x 127	Kg : 101 M3 : 0,187 Pk : 2	680	736	13,609	

# MONİ EKO GRUP



MODEL AÇIKLAMASI	KODU	ÖLCÜ		PAKET	€	\$	TL	ŞEKİL
		L	W H					
Moni MASA Kalınlık 30 mm	0056 0057 0058	140	80 x 75	Kg : 54,5 M3 : 0,120 Pk : 1	411	444	8,216	
		160	80 x 75	Kg : 58,5 M3 : 0,136 Pk : 1	432	467	8,638	
		180	80 x 75	Kg : 67 M3 : 0,153 Pk : 1	452	488	9,037	
Mekom SEHPA Kalınlık 30 mm	0087	50	50 x 40	Kg : 11,51 M3 : 0,029 Pk : 1	81	88	1,625	
Arkom KESON 3 çekmeceli, sabit. Tek Kilit	0036	40	50 x 72	Kg : 26,5 M3 : 0,149 Pk : 1	190	205	3,801	
Arkom KESON ÜST TABLASI	0225	80	50 x 3	Kg : 8 M3 : 0,025 Pk : 1	56	61	1,129	
Arena MAKAM DOLABI Tabla 18 + 18 mm dir.	0224	164	45 x 127	Kg : 101 M3 : 0,187 Pk : 2	680	736	13,609	

# ECEM GRUP



MODEL AÇIKLAMASI	KODU	ÖLÇÜ		PAKET	€	\$	TL	ŞEKİL	
		L	W						H
Ecem MASA ( <b>tabla iki parça</b> )	0061 0062 0063	140	80	75	Kg : 43,22 M3 : 0,106 Pk : 1	273	295	5,458	
		160	80	75	Kg : 46,82 M3 : 0,120 Pk : 1	302	327	6,049	
		180	80	75	Kg : 51,35 M3 : 0,134 Pk : 1	332	359	6,636	
Ecem MASA ( <b>tabla tek parça</b> )	0064 0065 0066	140	80	75	Kg : 43,42 M3 : 0,126 Pk : 1	250	270	4,992	
		160	80	75	Kg : 47,65 M3 : 0,142 Pk : 1	279	302	5,589	
		180	80	75	Kg : 51,8 M3 : 0,158 Pk : 1	306	331	6,130	
Arkom KESON <b>3 çekmeceli, sabit. Tek Kilit</b>	0036	40	50	72	Kg : 26,5 M3 : 0,149 Pk : 1	190	205	3,801	
Arkom KESON ÜST TABLASI	0225	80	50	3	Kg : 8 M3 : 0,024 Pk : 1	54	58	1,082	
Mekom SEHPA	0087	50	50	40	Kg : 11,51 M3 : 0,029 Pk : 1	81	88	1,625	
Ecem TOPLANTI EKİ <b>Sol / Sağ</b>	0067	63	85	75	Kg : 14 M3 : 0,028 Pk : 2	75	81	1,498	

# CURKOM GRUP



MODEL AÇIKLAMASI	KODU	ÖLÇÜ			PAKET	€	\$	TL	ŞEKİL
		L	W	H					
Curkom MASA Sol / Sağ	Sağ 0068 Sol 0069	140	120	75	Kg : 56,5 M3 : 0,180 Pk : 1	405	438	8,099	
	Sağ 0070 Sol 0071	160	120	75	Kg : 58 M3 : 0,204 Pk : 1	433	469	8,670	
	Sağ 0072 Sol 0073	180	120	75	Kg : 61 M3 : 0,23 Pk : 1	472	510	9,436	
Arkom KESON 3 çekmeceli, sabit. Tek Kilit	0036	40	50	72	Kg : 26,5 M3 : 0,149 Pk : 1	190	205	3,801	
CURKOM KESON ÜST TABLASI (30 mm) MASA PAKETİ İÇİNDEDİR	0074	40	50	03	Kg : 6 M3 : 0,008 Pk : 1	57	61	1,135	
PANEL BÖLÜCÜ (30 mm)	0075 0076 0077	140	115		Kg : 30 M3 : 0,087 Pk : 1	152	164	3,032	
		160	115		Kg : 35 M3 : 0,099 Pk : 1				
		180	115		Kg : 40 M3 : 0,111 Pk : 1				

## ŞEKİL 1

MASA :140 cm. 13.035  
MASA :160 cm. 13.606  
MASA :180 cm. 14.372

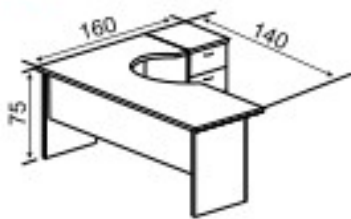
## ŞEKİL 2

MASA : 140 cm. 29.102  
MASA : 160 cm. 30.244  
MASA : 180 cm. 31.776

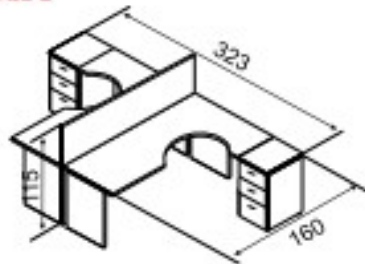
## ŞEKİL 3

MASA : 140 cm. 64.268  
MASA : 160 cm. 66.552  
MASA : 180 cm. 69.616

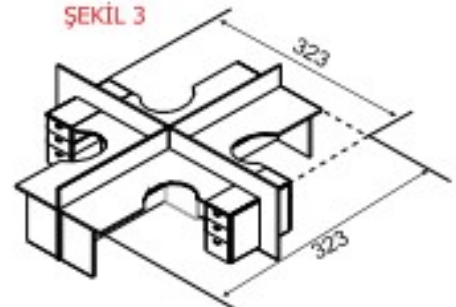
## ŞEKİL 1



## ŞEKİL 2



## ŞEKİL 3



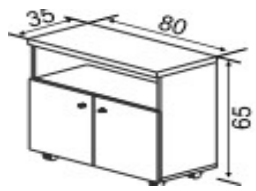
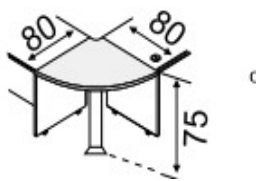

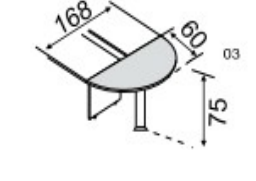
# MEKOM GRUP Suntalam Kalınlık 30 mm



MODEL AÇIKLAMASI	KODU	ÖLÇÜ		PAKET	€	\$	TL	ŞEKİL	
		L	W						H
MEKOM MASA ahşap ayaklı	0078	80	80	75	Kg : 34,5 M3 : 0,072 Pk : 1	200	216	3,996	
	0079	100	80	75	Kg : 38,5 M3 : 0,093 Pk : 1	215	233	4,304	
	0080	120	80	75	Kg : 39,57 M3 : 0,095 Pk : 1	240	259	4,798	
	0081	140	80	75	Kg : 43,96 M3 : 0,111 Pk : 1	261	282	5,222	
	0082	160	80	75	Kg : 47,75 M3 : 0,112 Pk : 1	282	305	5,641	
	0083	180	80	75	Kg : 51,78 M3 : 0,124 Pk : 1	305	330	6,104	
MEKOM MASA Klavyelikli	0084	80	80	75	Kg : 37,5 M3 : 0,072 Pk : 1	215	233	4,304	
MEKOM KESON 3 çekmeceli, hareketli, Tek Kilit.	0525	40	45	60	Kg : 22,37 M3 : 0,106 Pk : 1	187	202	3,733	
MEKOM ASMA KESON 2 çekmeceli, kilitli	0086	40	45	30	Kg : 14,32 M3 : 0,065 Pk : 1	89	97	1,789	
MEKOM SEHPA	0087	50	50	40	Kg : 11,51 M3 : 0,029 Pk : 1	81	88	1,625	



# MEKOM GRUP Suntalam Kalınlık 30 mm

MODEL AÇIKLAMASI	KODU	ÖLÇÜ	PAKET	€	\$	TL	ŞEKİL
		L W H					
MEKOM ETAJER <small>hareketli</small>	0088	80 x 35 x 65	Kg : 25,9 M3 : 0,066 Pk : 1	171	185	3,421	
MEKOM İKİ YÖNLÜ BAĞLANTI EKİ <small>Metal Ayak Dahil</small>	0089	80 x 80 x 75	Kg : 16,5 M3 : 0,056 Pk : 2	110	119	2,195	
MEKOM TOPLANTI EKİ <small>Metal Ayak Dahil</small>	0090	80 x 86 x 75	Kg : 16,5 M3 : 0,052 Pk : 2	137	148	2,740	
MEKOM TOPLANTI EKİ (Yarım Ay) <small>Metal Ayak Dahil</small>	0091	60 x 168 x 75	Kg : 20 M3 : 0,085 Pk : 2	207	224	4,140	

# MEKOM GRUP Suntalam Kalınlık 30 mm



MODEL AÇIKLAMASI	KODU	OLCU		PAKET	€	\$	TL	ŞEKİL
		L	W H					
<b>MEKOM MASA</b> Metal ön perde olması halinde NET fiyata 50 TL Ekleyiniz. Metal Ayak Dahil	0092	80	80 x 75	Kg : 30 M3 : 0,081 Pk : 2	481	520	9,628	
	0093	100	80 x 75	Kg : 34 M3 : 0,091 Pk : 2	496	536	9,920	
	0094	120	80 x 75	Kg : 40 M3 : 0,127 Pk : 2	504	544	10,072	
	0095	140	80 x 75	Kg : 46 M3 : 0,13 Pk : 2	518	560	10,368	
	0096	160	80 x 75	Kg : 51 M3 : 0,14 Pk : 2	537	581	10,741	
	0097	180	80 x 75	Kg : 55 M3 : 0,15 Pk : 2	565	611	11,295	
<b>MEKOM KESON</b> 3 çekmeceli, hareketli, Tek Kilit.	0525	40	45 x 60	Kg : 22,37 M3 : 0,106 Pk : 1	187	202	3,733	
<b>MEKOM SEHPA</b>	0087	50	50 x 40	Kg : 11,51 M3 : 0,029 Pk : 1	81	88	1,625	
<b>MEKOM İKİ YÖNLÜ BAĞLANTI EKİ</b> Metal Ayak Dahil	0089	80	80 x 75	Kg : 16,5 M3 : 0,056 Pk : 2	110	119	2,195	
<b>MEKOM TOPLANTI EKİ</b> Metal Ayak Dahil	0090	80	86 x 75	Kg : 16,5 M3 : 0,052 Pk : 2	137	148	2,740	
<b>MEKOM TOPLANTI EKİ (Yarım Ay)</b> Metal Ayak Dahil	0091	60	168 x 75	Kg : 20 M3 : 0,085 Pk : 2	207	224	4,140	

# VENÜS GRUP Laminant,Ahşap ayaklı



MODEL AÇIKLAMASI	KODU	ÖLÇÜ	PAKET	€	\$	TL	ŞEKİL
		L W H					
VENUS MASA Laminant Ahşap Ayaklı	0098	80 x 75 x 75	Kg : 30 M3 : 0,061 Pk : 1	263	284	5,258	
	0099	100 x 75 x 75	Kg : 32 M3 : 0,084 Pk : 1	295	319	5,896	
	0100	120 x 75 x 75	Kg : 36 M3 : 0,090 Pk : 1	333	360	6,652	
	0101	140 x 75 x 75	Kg : 40 M3 : 0,116 Pk : 1	362	392	7,248	
	0102	160 x 75 x 75	Kg : 48 M3 : 0,132 Pk : 1	391	423	7,819	
	0103	180 x 75 x 75	Kg : 55 M3 : 0,148 Pk : 1	435	470	8,696	
VENUS KESON 3 çekmeceli,Hareketli	0647	40 x 45 x 60	Kg : 25 M3 : 0,130 Pk : 1	240	259	4,792	
VENUS ASMA KESON 2 çekmeceli, kilitli	0105	40 x 45 x 30	Kg : 18 M3 : 0,100 Pk : 1	122	132	2,443	
VENUS SEHPA	0106	50 x 50 x 40	Kg : 10 M3 : 0,030 Pk : 1	102	111	2,050	
VENUS İKİ YÖNLÜ BAĞLANTI EKİ Metal Ayak Dahil	0107	75 x 75 x 75	Kg : 13 M3 : 0,049 Pk : 2	155	167	3,090	
VENUS TOPLANTI EKİ Metal Ayak Dahil	0108	75 x 86 x 75	Kg : 16,5 M3 : 0,052 Pk : 2	178	192	3,559	
VENUS TOPLANTI EKİ (Yarım Ay) Metal Ayak Dahil	0109	60 x 168 x 75	Kg : 20 M3 : 0,085 Pk : 2	211	229	4,229	

# VENÜS GRUP Lamine,Metal Ayaklı



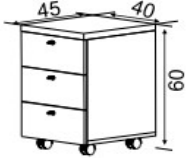
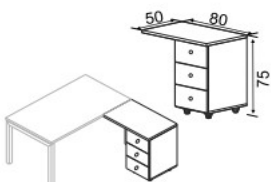
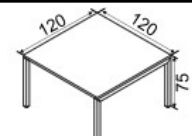
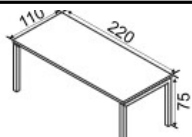
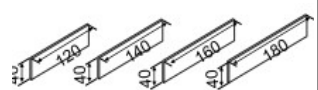
MODEL AÇIKLAMASI	KODU	ÖLÇÜ	PAKET	€	\$	TL	ŞEKİL
		L W H					
<b>VENUS MASA</b> Metal ön perde olması halinde NET fiyata 50 TL Ekleyiniz. Metal Ayak Dahil	0111	80 x 75 x 75	Kg : 25 M3 : 0,055 Pk : 1	530	573	10,597	
	0112	100 x 75 x 75	Kg : 30 M3 : 0,068 Pk : 1	543	587	10,855	
	0113	120 x 75 x 75	Kg : 35 M3 : 0,081 Pk : 1	570	617	11,408	
	0114	140 x 75 x 75	Kg : 40 M3 : 0,011 Pk : 1	596	644	11,923	
	0115	160 x 75 x 75	Kg : 45 M3 : 0,13 Pk : 1	616	666	12,328	
	0116	180 x 75 x 75	Kg : 50 M3 : 0,15 Pk : 1	644	696	12,882	
<b>VENUS KESON</b> 3 çekmeceli,Hareketli	0647	40 x 45 x 60	Kg : 25 M3 : 0,130 Pk : 1	228	247	4,565	
<b>VENUS SEHPA</b>	0106	50 x 50 x 40	Kg : 10 M3 : 0,030 Pk : 1	102	111	2,050	
<b>VENUS İKİ YÖNLÜ BAĞLANTI EKİ</b> Metal Ayak Dahil	0107	75 x 75 x 75	Kg : 13 M3 : 0,049 Pk : 2	155	167	3,090	
<b>VENUS TOPLANTI EKİ</b> Metal Ayak Dahil	0108	75 x 86 x 75	Kg : 16,5 M3 : 0,052 Pk : 2	178	192	3,559	

# STYLUS GRUP



MODEL AÇIKLAMASI	KODU	ÖLÇÜ		PAKET	€	\$	TL perdeli	€	\$	TL perdesiz	KODU	ŞEKİL
		L	W H									
Stylus MASA	0117 0119 0121 0123	120 x 80 x 75		Kg : 31,2 M3 : 0,13 Pk : 1	435	470	8,701	401	434	8,029	0118	
		140 x 80 x 75		Kg : 35,72 M3 : 0,15 Pk : 1	445	481	8,904	419	453	8,388	0120	
		160 x 80 x 75		Kg : 38,15 M3 : 0,17 Pk : 1	457	494	9,148	435	470	8,701	0122	
		180 x 80 x 75		Kg : 44,8 M3 : 0,18 Pk : 1	475	513	9,491	445	481	8,904	0124	
Stylus ETAJER	0125 0126	100 x 50 x 75		Kg : 25 M3 : 0,10 Pk : 1				281	303	5,610		
				Kg : 21,5 M3 : 0,06 Pk : 1				173	187	3,462		
Stylus MASA + ETAJER	0127 0129	180 x 80 x 75		Kg : 130 M3 : 0,32 Pk : 4	843	911	16,853	909	983	18,186	0128	
		200 x 80 x 75		Kg : 140 M3 : 0,32 Pk : 4	873	944	17,461	943	1019	18,858	0130	
Stylus SEHPA	0131	50 x 50 x 45		Kg : 17 M3 : 0,04 Pk : 1				156	169	3,122		

# STYLUS GRUP

MODEL AÇIKLAMASI	KODU	ÖLÇÜ		PAKET	€	\$	TL	ŞEKİL	
		L	W						H
Mekom KESON 3 çekmeceli, hareketli, Tek Kilitli	0525	40	45	60	Kg : 22,37 M3 : 0,106 Pk : 1	187	202	3,733	
KOMODİN ÜST TABLASI KESON 3 çekmeceli, sabit	0225 + 0036	80	50	75	Kg : 34,5 M3 : 0,173 Pk : 1	249	269	4,978	
TOPLANTI MASASI	0133	120	120	75	Kg : 40 M3 : 0,16 Pk : 1	681	737	13,626	
	0134	220	110	75	Kg : 80 M3 : 0,30 Pk : 1	770	832	15,390	
PANEL BÖLÜCÜ	0135	120	40		Kg : 25 M3 : 0,08 Pk : 1	55	60	1,107	
	0136	140	40		Kg : 30 M3 : 0,09 Pk : 1				
	0137	160	40		Kg : 35 M3 : 0,10 Pk : 1				
	0138	180	40		Kg : 40 M3 : 0,11 Pk : 1				

## ŞEKİL 1

140 cm : 11.850 TL (perdesiz masa)  
160 cm : 12.163 TL (perdesiz masa)  
180 cm : 12.366 TL (perdesiz masa)

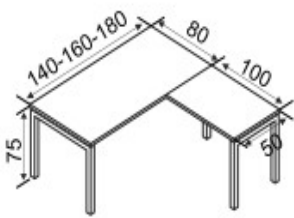
## ŞEKİL 2

140 cm : 14.755 TL  
160 cm : 15.168 TL  
180 cm : 15.503 TL

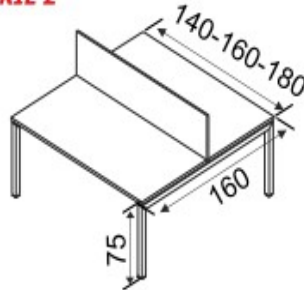
## ŞEKİL 3

140 cm : 28.553 TL  
160 cm : 29.897 TL  
180 cm : 30.049 TL

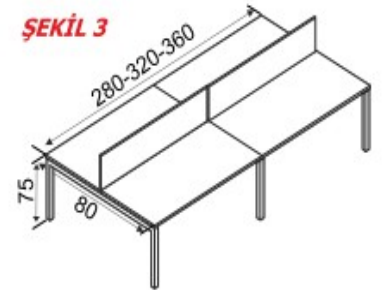
## ŞEKİL 1



## ŞEKİL 2



## ŞEKİL 3

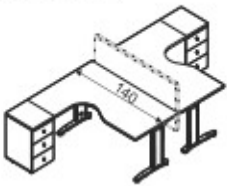


# PİNUS GRUP

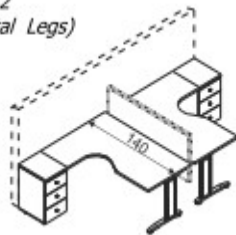


MODEL AÇIKLAMASI	KODU	ÖLÇÜ		PAKET	€	\$	TL Perdeli	€	\$	TL Perdesiz	KODU	ŞEKİL	
		L	W										H
Pinus MASA	Sağ Sol 0139 0140	140	120	75	Kg :50 M3 : 0,264 Pk : 2	578	625	11,564	550	595	11,009	0141 0142	
	Sağ Sol 0143 0144	160	120	75	Kg :58 M3 : 0,294 Pk : 2	591	639	11,824	578	625	11,564	0145 0146	
	Sağ Sol 0147 0148	180	120	75	Kg :65 M3 : 0,366 Pk : 2	621	671	12,416	608	657	12,154	0149 0150	
Stylus Sehpa	0131	50	50	45	Kg : 17 M3 : 0,04 Pk : 1				156	169	3,122		
Arkomp KESON	0036	40	50	72	Kg : 26,5 M3 : 0,149 Pk : 1				190	205	3,801		
Curkom KESON ÜST TABLASI <b>MASA PAKETİ İÇİNDEDİR</b>	0074	40	50	03	Kg : 6 M3 : 0,008 Pk : 1				57	61	1,135		
PANEL BÖLÜCÜ	0135	120	40		Kg : 25 M3 : 0,08 Pk : 1				55	60	1,107		
	0136	140	40		Kg : 30 M3 : 0,09 Pk : 1								
	0137	160	40		Kg : 35 M3 : 0,10 Pk : 1								
	0138	180	40		Kg : 40 M3 : 0,11 Pk : 1								
PANEL BÖLÜCÜ	0075	140	115		Kg : 19 M3 : 0,087 Pk : 1	79	86	1,583					
	0076	160	115		Kg : 22 M3 : 0,099 Pk : 1								
	0077	180	115		Kg : 25 M3 : 0,111 Pk : 1								

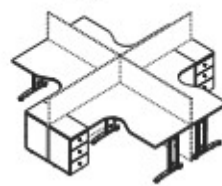
ŞEKİL 1  
(4 Metal Legs)



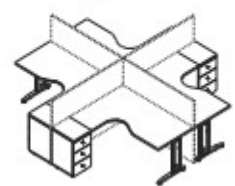
ŞEKİL 2  
(2 Metal Legs)



ŞEKİL 3  
(8 Metal Legs)



ŞEKİL 4  
(4 Metal Legs)



140 cm MASA (perdesiz) : 31.890  
160 cm MASA (perdesiz) : 33.000  
180 cm MASA (perdesiz) : 34.180


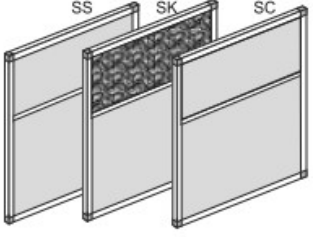

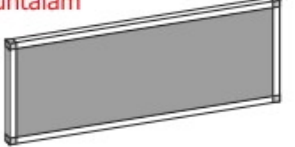
140 cm MASA : 24.527  
160 cm MASA : 25.393  
180 cm MASA : 26.320

140 cm MASA : 63.778  
160 cm MASA : 66.041  
180 cm MASA : 64.321

140 cm MASA : 59.939  
160 cm MASA : 62.055  
180 cm MASA : 64.321

## AYIRICI PANELLER

**FİYATLAR NET FİYATLARDIR.**

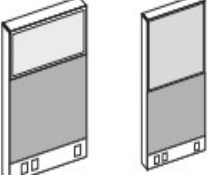
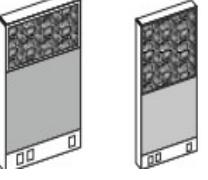
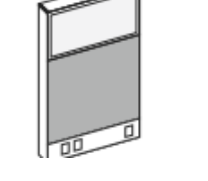
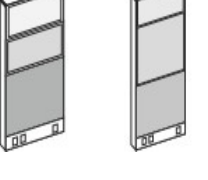
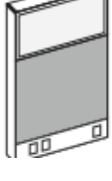
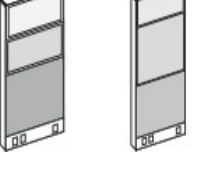
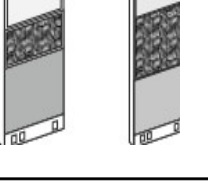
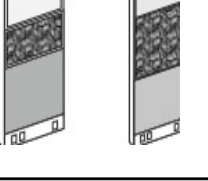
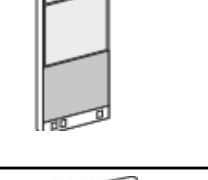
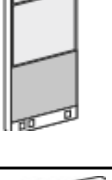

MODEL AÇIKLAMASI	KODU	ÖLÇÜ	PAKET	€	\$	TL	ŞEKİL
		L W H					
22 mm ALÜMİNYUM ÇERÇEVELİ	0151	120 x 2.2 x 115	Kg : 22 M3 : 0,16 Pk : 1	228	246	4,560	
	0152	140 x 2.2 x 115	Kg : 24 M3 : 0,18 Pk : 1	244	264	4,886	
	0153	160 x 2.2 x 115	Kg : 28 M3 : 0,21 Pk : 1	264	285	5,281	
SUNTALAM+ SUNTALAM(SS) SUNTALAM+ KUMAŞ (SK) SUNTALAM+ CAM (SC)	0154 0155 0156	120 x 2.2 x 156	Kg : 22 M3 : 0,16 Pk : 1	296	320	5,912	
		140 x 2.2 x 156	Kg : 24 M3 : 0,18 Pk : 1	341	369	6,823	
		160 x 2.2 x 156	Kg : 28 M3 : 0,21 Pk : 1	565	611	11,298	
KUMAŞ	0158	120 x 2.2 x 50	Kg : 14 M3 : 0,022 Pk : 1	178	192	3,559	
	0160	140 x 2.2 x 50	Kg : 16 M3 : 0,063 Pk : 1	198	214	3,964	
	0162	160 x 2.2 x 50	Kg : 18 M3 : 0,072 Pk : 1	215	232	4,296	
SUNTALAM	0157	120 x 2.2 x 50	Kg : 14 M3 : 0,022 Pk : 1	132	142	2,632	
	0159	140 x 2.2 x 50	Kg : 16 M3 : 0,063 Pk : 1	149	161	2,982	
	0161	160 x 2.2 x 50	Kg : 18 M3 : 0,072 Pk : 1	169	183	3,384	

**FİYATLAR NET FİYATLARDIR.**



## AYIRICI PANELLER

**FİYATLAR NET FİYATLARDIR.**

MODEL AÇIKLAMASI	KODU	ÖLÇÜ		PAKET	€	\$	TL	ŞEKİL
		L	W H					
SUNTALAM + SUNTALAM	0163	80	8 x 105	Kg : M3 : Pk :	496	536	9,923	
	0164	80	8 x 135	Kg : M3 : Pk :	553	598	11,054	
KUMAŞ + SUNTALAM	0165	80	8 x 105	Kg : M3 : Pk :	530	573	10,601	
	0166	80	8 x 135	Kg : M3 : Pk :	592	640	11,833	
CAM + SUNTALAM	0167	80	8 x 105	Kg : M3 : Pk :	516	558	10,319	
CAM + SUNTALAM + SUNTALAM	0168	80	8 x 135	Kg : M3 : Pk :	628	679	12,559	
	0169	80	8 x 165	Kg : M3 : Pk :	691	747	13,812	
CAM + KUMAŞ + SUNTALAM	0170	80	8 x 135	Kg : M3 : Pk :	712	770	14,240	
	0171	80	8 x 165	Kg : M3 : Pk :	779	842	15,586	
SUNTALAM + SUNTALAM + SUNTALAM	0172	80	8 x 165	Kg : M3 : Pk :	628	679	12,559	
SUNTALAM + KUMAŞ + SUNTALAM	0173	80	8 x 165	Kg : M3 : Pk :	723	782	14,465	

**FİYATLAR NET FİYATLARDIR.**












## DOLAPLAR

FARKLI KULP İSTENİLMESİ HALİNDE NET FİYATA 10TL EKLEYİNİZ.

MODEL AÇIKLAMASI	KODU	ÖLÇÜ		PAKET	€	\$	TL SUNTALAM	€	\$	TL LAMİNANT	ŞEKİL	
		L	W									H
RAFLI DOLAP DATA KULP	0174	80	35	185	Kg : 42,9 M3 : 0,131 Pk : 1	302	326	6,038				
YARIM KAPAKLI DOLAP DATA KULP	0175	80	35	185	Kg : 48,6 M3 : 0,131 Pk : 1	371	401	7,414	470	508	9,400	
CAM KAPAKLI DOLAP DATA KULP	0176	80	35	185	Kg : 63 M3 : 0,153 Pk : 2	510	551	10,196	594	642	11,872	
TAM KAPAKLI DOLAP DATA KULP	0177	80	35	185	Kg : 59 M3 : 0,135 Pk : 1	455	492	9,096	621	671	12,410	
BOY KAPAKLI DOLAP DATA KULP	0178	80	35	185	Kg : 58,3 M3 : 0,138 Pk : 1	461	498	9,212	690	746	13,796	
VESTİYER DOLAP DATA KULP	0179	80	35	185	Kg : 61 M3 : 0,151 Pk : 1	459	496	9,184	679	734	13,585	
VESTİYER DOLAP (ORTADAN DİKMELİ) DATA KULP	0768	80	35	185	Kg : 76,5 M3 : 0,149 Pk : 1	527	570	10,536				
BOY CAM KAPAKLI DOLAP (ALÜMİNYUM ÇERÇEVELİ) DATA KULP	0180	80	35	185	Kg : 62,9 M3 : 0,178 Pk : 2	627	678	12,536				
YARIM CAM KAPAKLI DOLAP (ALÜMİNYUM ÇERÇEVELİ) DATA KULP	0181	80	35	185	Kg : 63 M3 : 0,153 Pk : 2	504	545	10,080				
RAFLI DOLAP	0182	80	35	150	Kg : 41 M3 : 0,135 Pk : 1	249	269	4,976				
YARIM KAPAKLI DOLAP DATA KULP	0183	80	35	150	Kg : 47 M3 : 0,120 Pk : 1	316	342	6,319	368	398	7,367	












## DOLAPLAR

FARKLI KULP İSTENİLMESİ HALİNDE NET FİYATA 10TL EKLEYİNİZ.












MODEL AÇIKLAMASI	KODU	ÖLÇÜ		PAKET	€	\$	TL SUNTALAM	€	\$	TL LAMİNANT	ŞEKİL	
		L	W									H
CAM KAPAKLI DOLAP DATA KULP	0184	80	35	150	Kg : 53 M3 : 0,135 Pk : 1	381	412	7,628	511	552	10,214	
TAM KAPAKLI DOLAP DATA KULP	0185	80	35	150	Kg : 47 M3 : 0,11 Pk : 1	411	445	8,228	508	549	10,160	
BOY KAPAKLI DOLAP DATA KULP	0186	80	35	150	Kg : 47,3 M3 : 0,11 Pk : 1	370	400	7,400	526	569	10,523	
VESTİYER DOLAP DATA KULP	0187	80	35	150	Kg : 49,5 M3 : 0,122 Pk : 1	382	413	7,633	551	595	11,011	
BOY CAM KAPAKLI DOLAP (ALÜMİNYUM ÇERÇEVELİ) DATA KULP	0188	80	35	150	Kg : 53 M3 : 0,120 Pk : 2	508	550	10,168				
YARIM CAM KAPAKLI DOLAP (ALÜMİNYUM ÇERÇEVELİ) DATA KULP	0189	80	35	150	Kg : 58 M3 : 0,135 Pk : 2	418	452	8,365				
RAFLI DOLAP	0190	80	35	115	Kg : 28 M3 : 0,112 Pk : 1	189	205	3,790				
YARIM KAPAKLI DOLAP DATA KULP	0191	80	35	115	Kg : 42 M3 : 0,103 Pk : 1	252	272	5,030	320	346	6,401	
BOY KAPAKLI DOLAP DATA KULP	0192	80	35	115	Kg : 45 M3 : 0,103 Pk : 1	275	298	5,507	362	392	7,244	
BOY CAM KAPAKLI DOLAP (ALÜMİNYUM ÇERÇEVELİ) DATA KULP	0193	80	35	115	Kg : 49,5 M3 : 0,133 Pk : 1	389	421	7,787				
YARIM CAM KAPAKLI DOLAP (ALÜMİNYUM ÇERÇEVELİ) DATA KULP	0194	80	35	115	Kg : 45 M3 : 0,119 Pk : 1	333	360	6,653				

## DOLAPLAR

FARKLI KULP İSTENİLMESİ HALİNDE NET FİYATA 10TL EKLEYİNİZ.








MODEL AÇIKLAMASI	KODU	ÖLÇÜ		PAKET	€	\$	TL SUNTALAM	€	\$	TL LAMİNANT	ŞEKİL
		L	W H								
RAFLI DOLAP	0195	80	35 x 81	Kg : 21,7 M3 : 0,061 Pk : 1	161	174	3,228				
CAM KAPAKLI DOLAP DATA KULP	0196	80	35 x 81	Kg : 32,5 M3 : 0,084 Pk : 2	257	277	5,130				
TAM KAPAKLI DOLAP DATA KULP	0197	80	35 x 81	Kg : 33 M3 : 0,068 Pk : 1	219	237	4,386	303	328	6,066	
CAM KAPAKLI DOLAP (ALÜMİNYUM ÇERÇEVELİ) DATA KULP	0198	80	35 x 81	Kg : 31,7 M3 : 0,076 Pk : 2	317	343	6,349				
RAFLI DOLAP	0199	40	35 x 185	Kg : 28 M3 : 0,082 Pk : 1	181	196	3,623				
YARIM KAPAKLI DOLAP DATA KULP	0200	40	35 x 185	Kg : 31 M3 : 0,082 Pk : 1	230	248	4,596	274	296	5,477	
CAM KAPAKLI DOLAP DATA KULP	0201	40	35 x 185	Kg : 43 M3 : 0,101 Pk : 2	297	321	5,946	335	362	6,690	
TAM KAPAKLI DOLAP DATA KULP	0202	40	35 x 185	Kg : 28 M3 : 0,082 Pk : 1	271	293	5,412	357	386	7,138	
BOY KAPAKLI DOLAP DATA KULP	0203	40	35 x 185	Kg : 51 M3 : 0,314 Pk : 1	272	294	5,447	332	359	6,636	
VESTİYER DOLAP DATA KULP	0204	40	35 x 185	Kg : 51 M3 : 0,314 Pk : 1	275	297	5,496	366	396	7,322	
CAM KAPAKLI DOLAP (ALÜMİNYUM ÇERÇEVELİ) DATA KULP	0205	40	35 x 185	Kg : 48 M3 : 0,332 Pk : 2	347	375	6,940				

## DOLAPLAR

MODEL AÇIKLAMASI	KODU	ÖLÇÜ		PAKET	€	\$	TL SUNTALAM	€	\$	TL LAMİNANT	ŞEKİL	
		L	W									H
BOY CAM KAPAKLI DOLAP (ALÜMİNYUM ÇERÇEVELİ) DATA KULP	0206	40	35	185	Kg : 48 M3 : 0,332 Pk : 2	403	435	8,056				
RAFLI DOLAP	0207	40	35	81	Kg : 17 M3 : 0.038 Pk : 1	97	105	1,944				
CAM KAPAKLI DOLAP DATA KULP	0208	40	35	81	Kg : 22 M3 : 0.046 Pk : 2	158	170	3,154	166	180	3,329	
TAM KAPAKLI DOLAP DATA KULP	0209	40	35	81	Kg : 16 M3 : 0.035 Pk : 1	149	161	2,987				
CAM KAPAKLI DOLAP (ALÜMİNYUM ÇERÇEVELİ) DATA KULP	0210	40	35	81	Kg : 22 M3 : 0.46 Pk : 2	196	212	3,920				
YARIM KAPAKLI DOLAP DATA KULP	0211	40	35	150	Kg : 55 M3 : 0.054 Pk : 1	199	215	3,971	249	269	4,979	
YARIM CAM KAPAKLI DOLAP DATA KULP	0212	40	35	150	Kg : 49 M3 : 0.054 Pk : 2	258	279	5,158	291	314	5,812	
TAM KAPAKLI DOLAP DATA KULP	0213	40	35	150	Kg : 22 M3 : 0.061 Pk : 1	239	259	4,786	305	329	6,092	
BOY KAPAKLI DOLAP DATA KULP	0214	40	35	150	Kg : 29 M3 : 0.245 Pk : 1	228	247	4,564	285	308	5,702	
VESTİYER DOLAP	0215	40	35	150	Kg : 25 M3 : 0.063 Pk : 1	210	227	4,202	297	321	5,946	
YARIM CAM KAPAKLI DOLAP (ALÜMİNYUM ÇERÇEVELİ) DATA KULP	0216	40	35	150	Kg : 54 M3 : 0.054 Pk : 2	239	258	4,782				

## DOLAPLAR

FARKLI KULP İSTENİLMESİ HALİNDE NET FİYATA 10TL EKLEYİNİZ.

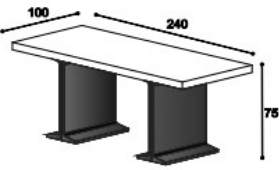
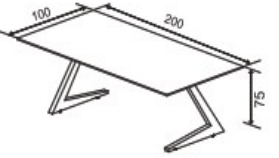

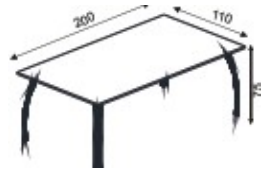


MODEL AÇIKLAMASI	KODU	ÖLÇÜ		PAKET	€	\$	TL SUNTALAM	€	\$	TL LAMİNANT	ŞEKİL
		L	W H								
TAM CAM KAPAKLI DOLAP (ALÜMİNYUM ÇERÇEVELİ) DATA KULP	0217	40	35 x 150	Kg : 48 M3 : 0.245 Pk : 2	409	442	8,172				
RAFLI DOLAP	0218	40	35 x 150	Kg : 38 M3 : 0.244 Pk : 1	206	223	4,118	221	239	4,422	
RAFLI DOLAP	0281	40	35 x 115	Kg : 13 M3 : 0.055 Pk : 1	143	155	2,860				
YARIM KAPAKLI DOLAP DATA KULP	0219	40	35 x 115	Kg : 21 M3 : 0.054 Pk : 1	215	232	4,294	200	216	3,998	
BOY KAPAKLI DOLAP DATA KULP	0220	40	35 x 115	Kg : 25 M3 : 0.061 Pk : 1	228	246	4,552				
YARIM CAM KAPAKLI DOLAP (ALÜMİNYUM ÇERÇEVELİ) DATA KULP	0221	40	35 x 115	Kg : 24 M3 : 0.053 Pk : 2	297	321	5,946				
BOY CAM KAPAKLI DOLAP (ALÜMİNYUM ÇERÇEVELİ) DATA KULP	0222	40	35 x 115	Kg : 28 M3 : 0.053 Pk : 2	341	369	6,821				

# TOPLANTI MASALARI



MODEL AÇIKLAMASI	KODU	ÖLÇÜ		PAKET	€	\$	TL	ŞEKİL
		L	W					
TOPLANTI MASASI YUVARLAK (Ahşap ayaklı )	0230	Q=90		Kg : 35 M3 : 0,072 Pk : 1	256	276	5,111	
	0231	Q=120		Kg : 37.5 M3 : 0,185 Pk : 1	290	313	5,799	
TOPLANTI MASASI tabla kalınlığı 30 mm (Ahşap ayaklı)	0232	200 x 110 x 75		Kg : 63 M3 : 0,206 Pk : 1	519	561	10,381	
	0233	240 x 110 x 75		Kg : 75 M3 : 0,246 Pk : 1	629	680	12,583	
	0234	280 x 110 x 75		Kg : 80 M3 : 0,286 Pk : 1	767	829	15,339	
	0235	300 x 120 x 75		Kg : 90 M3 : 0,334 Pk : 1	845	914	16,905	
Apex TOPLANTI MASASI Kalınlık 48 mm Deri rengi siyahtır.	0005	120 x 120 x 75		Kg : 68,2 M3 : 0,152 Pk : 2	531	574	10,620	
STYLUS TOPLANTI MASASI	0133	120 x 120 x 75		Kg : 40 M3 : 0,215 Pk : 1	710	767	14,194	
STYLUS TOPLANTI MASASI	0134	220 x 110 x 75		Kg : 80 M3 : 0,036 Pk : 1	802	867	16,031	
MEKOM TOPLANTI MASASI Kalınlık 30 mm	0236	200 x 110 x 75		Kg : 63 M3 : 0,326 Pk : 1	483	523	9,669	

## TOPLANTI MASALARI

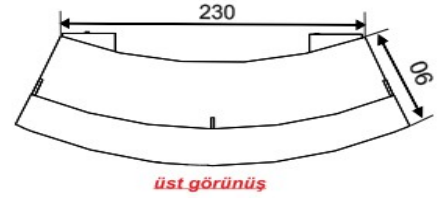
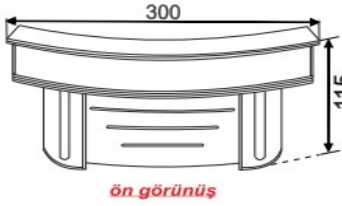
MODEL AÇIKLAMASI	KODU	ÖLÇÜ		PAKET	€	\$	TL	ŞEKİL
		L	W H					
UP TOPLANTI MASASI CONCRETO GRİGİO <b>(BETON)</b> 30mm suntalam	0656	240	100 x 75	Kg : M3 : Pk :	1122	1213	22,441	
FINE TOPLANTI MASASI EKO	0330	200	100 x 75	Kg : 76 M3 : 0,381 Pk : 2	1206	1304	24,115	
EDGE TOPLANTI MASASI YUVARLAK	0797	Q=120		Kg : M3 : Pk :	728	787	14,555	
EDGE TOPLANTI MASASI	0793	200	110 x 75	Kg : 41 M3 : 0.535 Pk : 1	914	988	18,273	
WALK TOPLANTI MASASI YUVARLAK	0806	Q=120		Kg : M3 : Pk :	500	541	10,005	
WALK TOPLANTI MASASI	0805	80	80 x 75	Kg : M3 : Pk :	486	525	9,720	




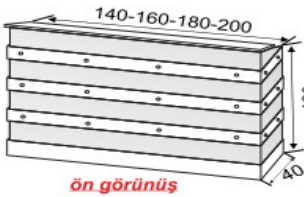
# BANKOLAR



MODEL AÇIKLAMASI	KODU		ÖLÇÜ L W H	PAKET	€	\$	TL	ŞEKİL
	(Statik Boyalı)	(Kromajlı)						
AYSEL BANKO (Statik Boyalı) (Kromajlı) Metal ön perde olması halinde NET fiyata 50 TL Ekleyiniz	SP 0237	CR 0238	180 x 90 x 115	Kg :156,5 M3 :0,507 Pk : 8	853	923	17,068	
	SP 0239	CR 0240	200 x 90 x 115	Kg : 171 M3 :0,536 Pk : 8	960	1038	19,204	
	SP 0241	CR 0242	250 x 90 x 115	Kg : 184.5 M3 : 0,582 Pk : 8	1085	1173	21,697	
	SP 0243	CR 0244	300 x 90 x 115	Kg : 198 M3 : 0,628 Pk : 8	1187	1283	23,742	




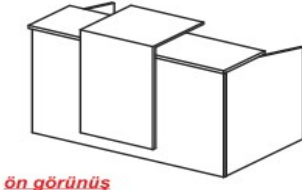
FLAT BANKO (Komodin Dahil)	0245	140 x 58 x 120	Kg : 92 M3 : 0,358 Pk : 2	700	756	13,991	
	0246	160 x 58 x 120	Kg : 101 M3 : 0,382 Pk : 2	821	887	16,418	
	0247	180 x 58 x 120	Kg : 110 M3 : 0,407 Pk : 2	895	968	17,904	
	0248	200 x 58 x 120	Kg : 119 M3 : 0,431 Pk : 2	928	1003	18,564	



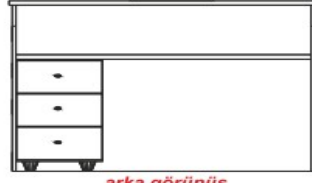
GENEL AMAÇLI BANKO	0257	90 x 40 x 115	Kg : 38,5 M3 : 0,182 Pk : 1	174	188	3,481	
--------------------	------	---------------	-----------------------------------	-----	-----	-------	--

# BANKOLAR

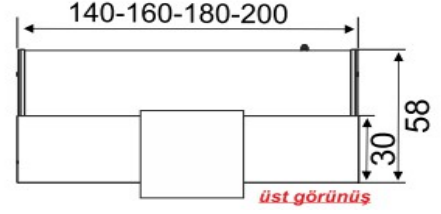
MODEL AÇIKLAMASI	KODU	ÖLÇÜ		PAKET	€	\$	TL	ŞEKİL
		L	W H					
DÜZ BANKO	0249	140	58X120	Kg : 92 M3 : 0,358 Pk : 2	534	577	10,678	
	0250	160	58X120	Kg : 101 M3 : 0,382 Pk : 2	597	646	11,945	
	0251	180	58X120	Kg : 110.2 M3 : 0.407 Pk : 2	651	704	13,018	
	0252	200	58X120	Kg : 119.3 M3 : 0,431 Pk : 2	675	730	13,504	




ön görünüş

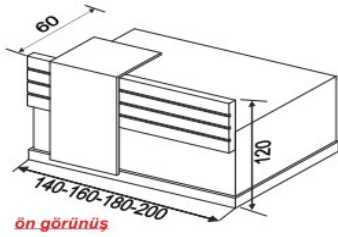


arka görünüş

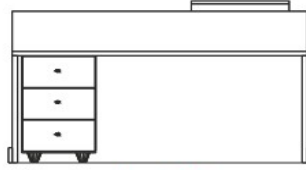


üst görünüş

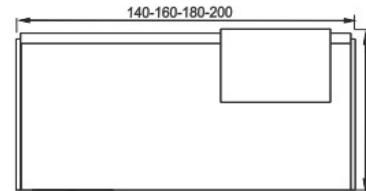
LİNE BANKO	0253	140	60X120	Kg : 72 M3 : 0,173 Pk : 2	569	615	11,375	
	0254	160	60X120	Kg : 87 M3 : 0,198 Pk : 2	626	677	12,524	
	0255	180	60X120	Kg : 89 M3 : 0,223 Pk : 2	683	739	13,666	
	0256	200	60X120	Kg : 103 M3 : 0,246 Pk : 2	741	801	14,821	



ön görünüş



arka görünüş







üst görünüş

# KÜRSÜ & BİLGİSAYAR MASASI





MODEL AÇIKLAMASI	KODU	ÖLÇÜ		PAKET	€	\$	TL	ŞEKİL
		L	W H					
KÜRSÜ C	0258	65	40 x 120	Kg : 32 M3 : 0,212 Pk : 2	234	253	4,681	
BİLGİSAYAR MASASI	0260	90	60 x 75	Kg : 31 M3 : 0,100 Pk : 1	215	232	4,300	
ASMA KLAVYE	0261			Kg : 3 M3 : 0,033 Pk : 1	24	26	481	
ARA KLAVYE	0262			Kg : 2 M3 : 0,008 Pk : 1	18	20	365	
BİLGİSAYAR KASASI KUTUSU	0263	25	58 x 66	Kg : M3 : Pk : 1	51	56	1,028	
BİLGİSAYAR KASASI KUTUSU	0532	25	50 x 15	Kg : M3 : Pk : 1	32	34	634	
OMURGA (kablo gizleyici)	0264			Kg : 2 M3 : 0,002 Pk : 1	20	22	403	 <b>NET FİYATTIR</b>

## AKSESUARLAR

KODU	MODEL AÇIKLAMASI	ÖLÇÜ			PAKET	€	\$	TL	ŞEKİL
		L	W	H					
AKS - SM	SOLEKS ASKILIK				Kg : M3 : Pk :	61	66	1,227	
	WALK ASKILIK				Kg : 5 M3 : 0.01 Pk : 1	54	59	1,086	
DLS - I	DİLSİZ UŞAK İKİLİ				Kg : M3 : Pk :	176	190	3,517	
DLS - T	DİLSİZ UŞAK TEKLİ				Kg : M3 : Pk :	123	133	2,463	

**\*NET FİYATLARDIR**

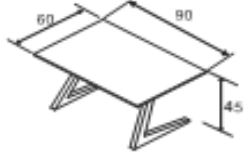

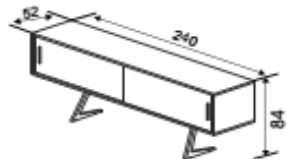
# AKSESUARLAR

KODU	MODEL AÇIKLAMASI	KODU	ÖLÇÜ	PAKET	FİYATI	ŞEKİL
			L W H			
PCT - 100	HARDDISK PC TAŞIYICISI - Genişliği ve Yüksekliği Ayarlanabilir	0271		Kg : M3 : Pk :	47 \$ 32 £ <b>NET FİYATI</b>	
MKK - 102	DATAPORT - Metal	0274	33x14,5x5	Kg : M3 : Pk :	829 TL <b>NET FİYATI</b>	



MODEL AÇIKLAMASI	KODU	ÖLÇÜ		PAKET	€	\$	TL	ŞEKİL
		L	W H					
Fine MASA Kompakt Perdeli	0311	240	105 x 75	Kg :102 M3 :0.50 Pk :4	1935	2092	38,708	
Fine MASA Kompakt 3 ÇEK. Keson, Teleskobik raylı, Sabit Sol/Sağ	0312	240	105 x 75	Kg : 154 M3 : 0.792 Pk : 4	2132	2305	42,644	
Fine MASA Kompakt 3 ÇEK. Keson, Teleskobik raylı, Sabit, Kablo Kanallı Sol/Sağ	0313	240	105 x 75	Kg : 180 M3 : 1.20 Pk : 4	2550	2757	51,005	
Fine TOPLANTI MASASI Kompakt	0314	240	105 x 75	Kg : 88 M3 : 0.414 Pk : 2	1859	2009	37,171	
MASA ÖN PERDESİ 8 mm	0315	177	73	Kg : 20 M3 : 0.15 Pk :1	61	65	1,211	
MKK - 102 DATAPORT - Metal	0274	33	14,5 x 5	Kg : M3 : Pk :			dataport masa fiyatına Dahildir.	

## FİNE GRUP

MODEL AÇIKLAMASI	KODU	ÖLÇÜ			PAKET	€	\$	TL	ŞEKİL
		L	W	H					
Fine SEHPA (Z ayak) <b>Kompakt</b>	0318	90	60	45	Kg : 15 M3 : 0.067 Pk : 1	341	369	6,825	
Fine DOLAP <b>Kompakt</b>	0322	222	46	84	Kg : 88 M3 : 0.186 Pk : 2	1008	1089	20,153	
Fine DOLAP <b>Kompakt</b>	0687	240	52	84	Kg : 86 M3 : 0.283 Pk : 2	854	923	17,072	

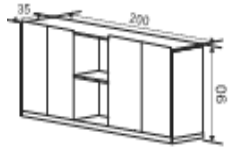
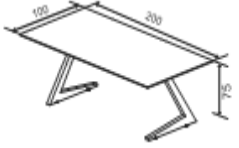
\* Ürün ayakları komple beyaz boyalıdır.



MODEL AÇIKLAMASI	KODU	ÖLÇÜ		PAKET	€	\$	TL	ŞEKİL	
		L	W						H
Fine MASA EKO Perdeli 18 mm suntalam	0323	200	90	75	Kg : 72 M <sup>3</sup> : 0.511 Pk : 4	1163	1258	23,265	
Fine MASA EKO Perdeli 18 mm suntalam 3 ÇEK. Keson, Teleskobik raylı Sabit Sol/Sağ	0324	200	90	75	Kg : 124 M <sup>3</sup> : 0.807 Pk : 4	1248	1349	24,965	
Fine MASA EKO 18 mm suntalam 3 ÇEK. Keson, Teleskobik raylı, Kablo kanallı Sol/Sağ	0325	200	90	75	Kg : 134 M <sup>3</sup> : 0.951 Pk : 4	1416	1531	28,315	
FİNE MASA EKO (perdeli) 18 mm suntalam	0326	200	90	75	Kg : 72.4 M <sup>3</sup> : 0.79 Pk : 4	1213	1312	24,270	
Fine SEHPA EKO 18 mm suntalam	0327	90	60	45	Kg : 13 M <sup>3</sup> : 0.062 Pk : 1	288	311	5,751	
MKK - 102 DATAPORT - Metal	0274	33	14,5	5	Kg : M <sup>3</sup> : Pk :			dataport masa fiyatına Dahildir.	



## FİNE EKO GRUP

MODEL AÇIKLAMASI	KODU	ÖLÇÜ	PAKET	€	₺	TL	ŞEKİL
		L W H					
Fine DOLAP <b>EKO</b> 18 mm suntalam kulpsuz	0329	200 x 35 x 90	Kg : 69 M3 : 0.148 Pk : 2	607	656	12,130	
Fine TOPLANTI MASASI <b>EKO</b> 18 mm suntalam	0330	200 x 100 x 75	Kg : 64 M3 : 0.369 Pk : 2	1061	1147	21,222	

\* Ürün ayakları komple beyaz boyalıdır.

## UP GRUP CONCRETO GRİGİO



MODELAÇIKLAMASI	KODU	ÖLÇÜ		PAKET	€	\$	TL	ŞEKİL	
		L	W						H
UP MASA CONCRETO GRİGİO (BETON) Perdeli 30mm suntalam	0658	240	100	75	Kg : M 3 : Pk :	1120	1211	22,409	
UP YÜKSEK DOLAP CONCRETO GRİGİO (BETON) 30mm suntalam	0660	240	52	113	Kg : M 3 : Pk :	691	747	13,822	
UP ALÇAK DOLAP CONCRETO GRİGİO (BETON) 30mm suntalam	0675	240	52	73	Kg : M 3 : Pk :	675	729	13,490	
UP SEHPA CONCRETO GRİGİO (BETON) 30mm suntalam	0661	60	60	36	Kg : M 3 : Pk :	216	234	4,327	
UP ÇEKMECE ÜNİTESİ CONCRETO GRİGİO (BETON) 30mm suntalam	0655	80	52	40	Kg : M 3 : Pk :	406	439	8,117	
UP TOPLANTI MASASI CONCRETO GRİGİO (BETON) 30mm suntalam	0656	240	100	75	Kg : M 3 : Pk :	1124	1216	22,487	

## WALK GRUP



MODEL AÇIKLAMASI	KODU	ÖLÇÜ		PAKET	€	\$	TL	ŞEKİL
		L	W H					
Walk MASA	0494	120	80 x 75	Kg : 33 M3 : 0,118 Pk : 1	430	465	8,600	
	0343	140	80 x 75	Kg : 38 M3 : 0,137 Pk : 1	502	542	10,030	
	0350	160	80 x 75	Kg : 41 M3 : 0,153 Pk : 1	523	565	10,456	
	0357	180	80 x 75	Kg : 45 M3 : 0,175 Pk : 1	565	611	11,306	
	0364	200	80 x 75	Kg : 55 M3 : 0,194 Pk : 1	586	634	11,728	
Walk ETAJER	0399	100	60 x 75	Kg : 18,5 M3 : 0,060 Pk : 1	302	326	6,036	
	0406	120	60 x 75	Kg : 24,5 M3 : 0,070 Pk : 1	314	340	6,284	
	0415	140	60 x 75	Kg : 29,5 M3 : 0,080 Pk : 1	329	355	6,576	
Walk KOMODİN ÜST TABLASI	0441	100	60 x 1.8	Kg : 14,5 M3 : 0,060 Pk : 1	112	121	2,240	
	0442	120	60 x 1.8	Kg : 19 M3 : 0,070 Pk : 1	117	127	2,346	
	0443	140	60 x 1.8	Kg : 23 M3 : 0,081 Pk : 1	124	135	2,489	
ARKOM KESON + KESON ÜST TABLASI <b>3 çekmecel ,Sabit.</b>	0036 0544	80	50 x 75	Kg : 34,5 M3 : 0,172 Pk : 2	232	251	4,644	

## WALK GRUP


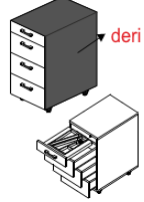

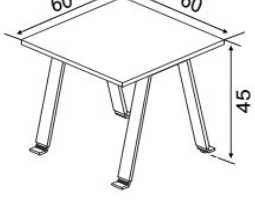
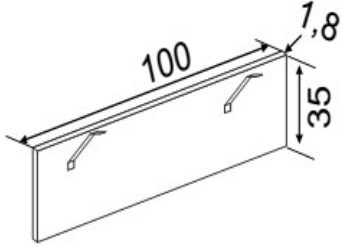
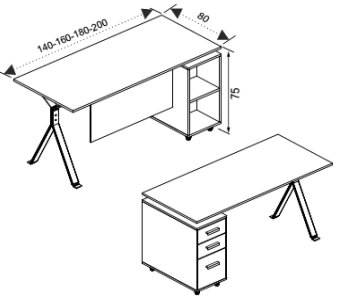
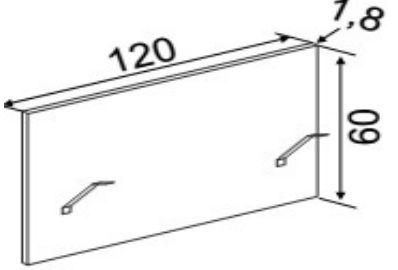
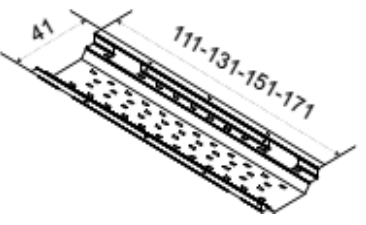
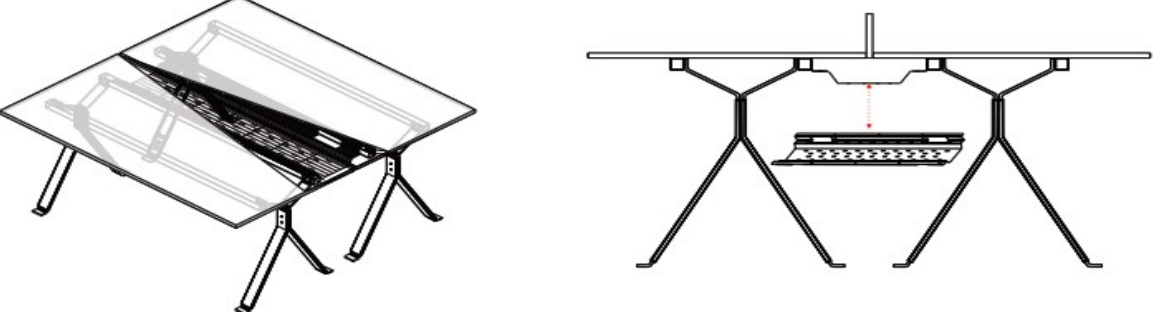
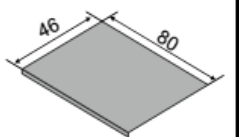
MODEL AÇIKLAMASI	KODU	ÖLÇÜ		PAKET	€	\$	TL	ŞEKİL
		L	W H					
<b>WALK KOMODİN</b> - Sabit veya Hareketli - Merkez Kilitli - Çekmece içi kalemlik - Teleskobik ray	h 0453 s 0452	40	60 x 65	Kg : 30 M3 : 0,154 Pk : 1	331	358	6,624	
<b>WALK KOMODİN</b> - Sabit veya Hareketli - Merkez Kilitli - Çekmece içi kalemlik - Teleskobik ray - 4 Çekmeceli	h 0456 s 0457	40	60 x 65	Kg : 31 M3 : 0,154 Pk : 1	371	401	7,416	
<b>WALK KARTOTEKS KOMODİN</b> - Hareketli - Merkez Kilitli - Çekmece içi kalemlik - Teleskobik ray - 4 Çekmeceli	0460	40	60 x 65	Kg : 33 M3 : 0,180 Pk : 1	344	371	6,871	
<b>WALK SEHPA</b>	0534	60	60 x 45	Kg : 14,3 M3 : 0,054 Pk : 1	191	207	3,825	
<b>AHŞAP ÖN PERDE</b>	0462	100 x 35 x 1.8	140 cm MASA	Kg : 4 M3 : 0,006 Pk : 1	64	69	1,273	
	0464	120 x 35 x 1.8	160 cm MASA	Kg : 5 M3 : 0,008 Pk : 1				
	0466	140 x 35 x 1.8	180 cm MASA	Kg : 6 M3 : 0,009 Pk : 1				
	0468	160 x 35 x 1.8	200 cm MASA	Kg : 7 M3 : 0,010 Pk : 1				
<b>WALK MASA+ÇİFT YÖNLÜ KOMODİN</b> *perdeli	0773	140	80 x 75	Kg : 63,2 M3 : 0,337 Pk : 2	519	561	10,381	
	0774	160	80 x 75	Kg : 67,1 M3 : 0,355 Pk : 2	580	627	11,603	
	0775	180	80 x 75	Kg : 71 M3 : 0,374 Pk : 2	644	697	12,888	
	0776	200	80 x 75	Kg : 75,5 M3 : 0,392 Pk : 2	708	766	14,165	

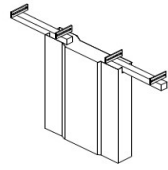




tabla kalınlık: 18 mm s:sabit h:hareketli

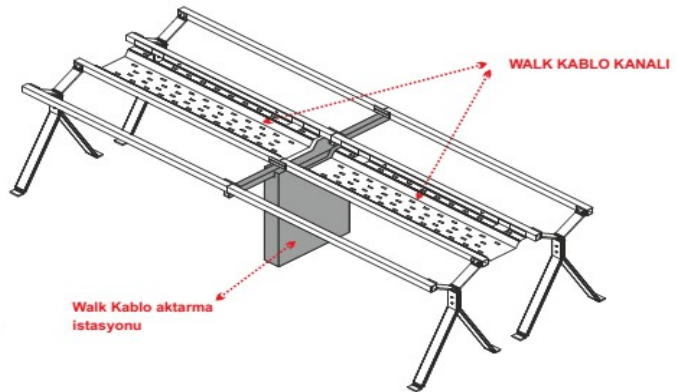
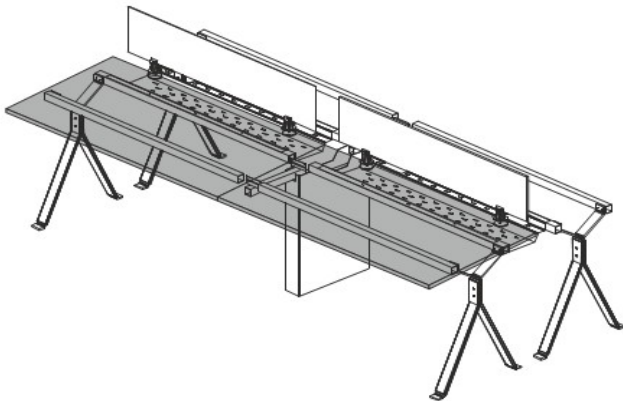
Ayak RENKLERİ : 01 Beyaz, 02 Siyah, 03 Gri

## WALK GRUP VE AKSESUAR

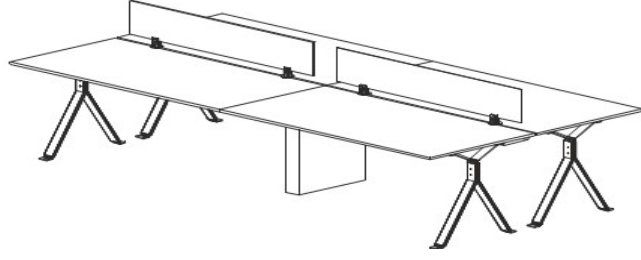
MODEL AÇIKLAMASI	KODU SUNTALAM	ÖLÇÜ		PAKET	€	\$	TL	ŞEKİL
		L	W H					
AĞŞAP SEPARATÖR	0470	120 x 60 x 1.8	140 cm MASA	Kg : 5 M3 : 0.008 Pk : 1	80	86	1,595	
	0472	140 x 60 x 1.8	160 cm MASA	Kg : 6 M3 : 0.008 Pk : 1				
	0474	160 x 60 x 1.8	180 cm MASA	Kg : 7 M3 : 0.009 Pk : 1				
	0476	180 x 60 x 1.8	200 cm MASA	Kg : 9 M3 : 0.010 Pk : 1				
WALK KABLO KANALI	0478	111 X 41		Kg : 10 M3 : 0.059 Pk : 1	126	137	2,528	
		131 X 41		Kg : 12 M3 : 0.069 Pk : 1				
		151 X 41		Kg : 14 M3 : 0.080 Pk : 1				
		171 X 41		Kg : 16 M3 : 0.091 Pk : 1				
								
WALK MASA SÜMENİ - deri	0479	80 x 46 x 0,5		Kg : M3 : Pk :			580 <b>NET FİYATI</b>	

## WALK GRUP

MODEL AÇIKLAMASI	KODU	ÖLÇÜ	PAKET	€	\$	TL	ŞEKİL
		L W H					
Walk Kablo Aktarma İstasyonu	0482	50 x 10 x 68	Kg : 11 M3 : 0,25 Pk : 1	168	182	3,360	
Walk Cam Panel Bölücü	0266	180 x 25 x 010	Kg :11 M3 :0,05 Pk :1	148	160	2,964	
	0485	160 x 25 x 010	Kg :10 M3 :0,05 Pk :1				
	0484	140 x 25 x 010	Kg :9 M3 :0,04 Pk :1				
MKK-102 DATAPORT	0274	35 x 14,5 x 5	Kg : M3 : Pk :			829 NET FİYAT	

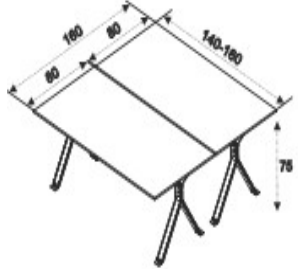
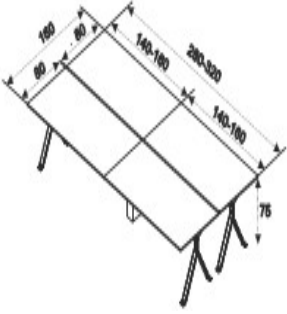
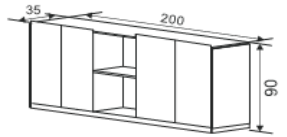


## WALK OPERASYONEL GRUP




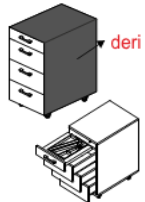
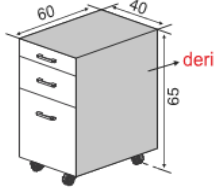

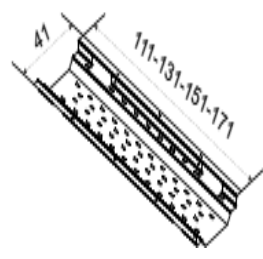
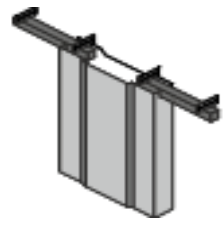

MODEL AÇIKLAMASI	KODU	ÖLÇÜ		PAKET	€	\$	TL	ŞEKİL
		L	W H					
Walk Operasyonel Masa Takımı (2'li grup) * cam panel bölücü * dataport * kablo kanalı fiyatlara dahildir.	0637	120	160 x 75	Kg : 90.7 M <sup>3</sup> : 0.29 Pk : 4	1014	1096	20,279	
	0736	140	160 x 75	Kg : 100.7 M <sup>3</sup> : 0.32 Pk : 4	1182	1278	23,648	
	0737	160	160 x 75	Kg : 106.7 M <sup>3</sup> : 0.35 Pk : 4	1217	1316	24,339	
Walk Operasyonel Masa Takımı (4'lü grup) * cam panel bölücü * dataport * kablo aktarma istasyonu * kablo kanalı fiyatlara dahildir.	0428	240	160 x 75	Kg : M <sup>3</sup> : Pk :	2075	2243	41,498	
	0738	280	160 x 75	Kg : M <sup>3</sup> : Pk :	2421	2617	48,411	
	0739	320	160 x 75	Kg : M <sup>3</sup> : Pk :	2490	2692	49,799	
Walk Operasyonel Toplantı Masası * dataport * kablo kanalı fiyatlara dahildir.	0642	120	160 x 75	Kg : 76.3 M <sup>3</sup> : 0.29 Pk : 3	866	936	17,310	
	0740	140	160 x 75	Kg : 86.3 M <sup>3</sup> : 0.32 Pk : 3	1010	1092	20,199	
	0741	160	160 x 75	Kg : 92.3 M <sup>3</sup> : 0.35 Pk : 3	1044	1129	20,885	
Walk Operasyonel Toplantı Masası * dataport * kablo aktarma stasyonu * kablo kanalı fiyatlara dahildir.	0638	240	160 x 75	Kg : M <sup>3</sup> : Pk :	1778	1923	35,566	
	0742	280	160 x 75	Kg : M <sup>3</sup> : Pk :	2075	2243	41,498	
	0743	320	160 x 75	Kg : M <sup>3</sup> : Pk :	2863	3095	57,250	

## WALK OPERASYONEL GRUP

Walk Operasyonel Toplantı Masası	0639	120 x 160 x 75	Kg : 66 M <sup>3</sup> : 0.24 Pk : 2	567	613	11,334	
	0752	140 x 160 x 75	Kg : 76 M <sup>3</sup> : 0.27 Pk : 2	662	715	13,233	
	0753	160 x 160 x 75	Kg : 82 M <sup>3</sup> : 0.30 Pk : 2	1044	1129	20,885	
Walk Operasyonel Toplantı Masası * kablo aktarma istasyonu fiyatlara Dahildir.	0640	240 x 160 x 75	Kg : M <sup>3</sup> : Pk :	1163	1257	23,258	
	0754	280 x 160 x 75	Kg : M <sup>3</sup> : Pk :	1329	1437	26,578	
	0755	320 x 160 x 75	Kg : M <sup>3</sup> : Pk :	1389	1501	27,776	
Fine DOLAP EKO *kulpsuz	0329	200 x 35 x 90	Kg : 69 M <sup>3</sup> : 0.15 Pk : 2	527	570	10,547	



## WALK OPERASYONEL GRUP

MODEL AÇIKLAMASI	KODU	ÖLÇÜ		PAKET	€	\$	TL SUNTALAM	ŞEKİL
		L	W H					
<b>WALK KOMODİN</b> - Sabit veya Hareketli - Merkez Kilitli - Çekmece içi kalemlik - Teleskobik ray	h 0453 s 0452	40	60 x 65	Kg : 30 M3 : 0,154 Pk : 1	331	358	6,624	
<b>WALK KOMODİN</b> - Sabit veya Hareketli - Merkez Kilitli - Çekmece içi kalemlik - Teleskobik ray - 4 Çekmeceli	h 0456 s 0457	40	60 x 65	Kg : 31 M3 : 0,154 Pk : 1	371	401	7,416	
<b>WALK KARTOTEKS KOMODİN</b> - Hareketli - Merkez Kilitli - Çekmece içi kalemlik - Teleskobik ray - 4 Çekmeceli	0460	40	60 x 65	Kg : 33 M3 : 0,180 Pk : 1	344	371	6,871	
Walk Cam Panel Bölücü (10 mm)	0266	180	25 x 10	Kg :11 M3 :0,05 Pk :1	148	160	2,964	
	0485	160	25 x 10	Kg :10 M3 :0,05 Pk :1				
	0484	140	25 x 10	Kg :9 M3 :0,04 Pk :1				
WALK KABLO KANALI	0478	111	41	Kg : 10 M3 : 0.059 Pk : 1	126	137	2,528	
		131	41	Kg : 12 M3 : 0.069 Pk : 1				
		151	41	Kg : 14 M3 : 0.080 Pk : 1				
		171	41	Kg : 16 M3 : 0.091 Pk : 1				
WALK KABLO AKTARMA İSTASYONU	0482	50	10 x 68	Kg : 11 M3 :0.25 Pk : 1	168	182	3,360	
WALK MASA AYAĞI *1 ADET FİYATIDIR.				Kg : M3 : Pk :	125	136	2,507	

# WALK CAM MASA

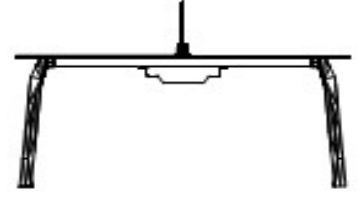
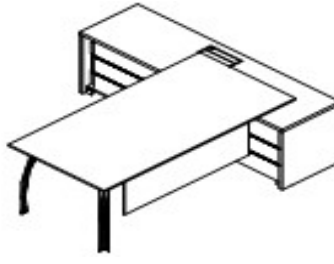
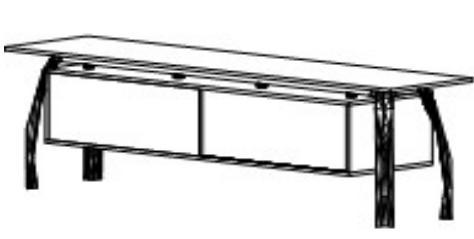


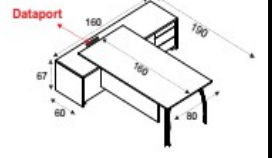
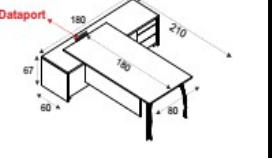
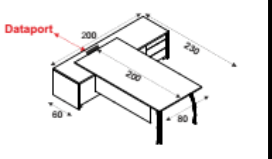

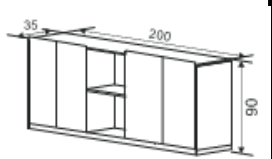
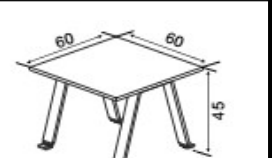
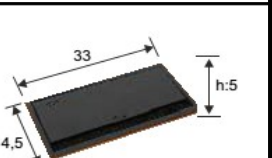
MODEL AÇIKLAMASI	KODU	ÖLÇÜ		PAKET	€	\$	TL	ŞEKİL
		L	W H					
WALK CAM MASA	0504	120 x 80 x 75		Kg : 40 M 3 : 0.16 Pk : 2	571	617	11,413	
	0505	140 x 80 x 75		Kg : 45 M 3 : 0.18 Pk : 2	585	633	11,710	
	0506	160 x 80 x 75		Kg : 50 M 3 : 0.20 Pk : 2	630	681	12,594	
	0507	180 x 80 x 75		Kg : 55 M 3 : 0.22 Pk : 2	641	693	12,815	
WALK CAM ETAJER Sol / Sağ	0508	100 x 50 x 75		Kg : 25 M 3 : 0.11 Pk : 2	386	417	7,721	
WALK CAM SEHPA	0509	60 x 60 x 47		Kg : 17 M 3 : 0.07 Pk : 2	265	286	5,293	
MASA ÖN PERDE	0510	135 x 35 x 18		Kg : 5 M 3 : 0.13 Pk : 1	82	89	1,647	

**Not : Bu üründe Etajerin Sağ - Sol olması durumuna dikkat ediniz. Siparişlerinizde belirtiniz.**

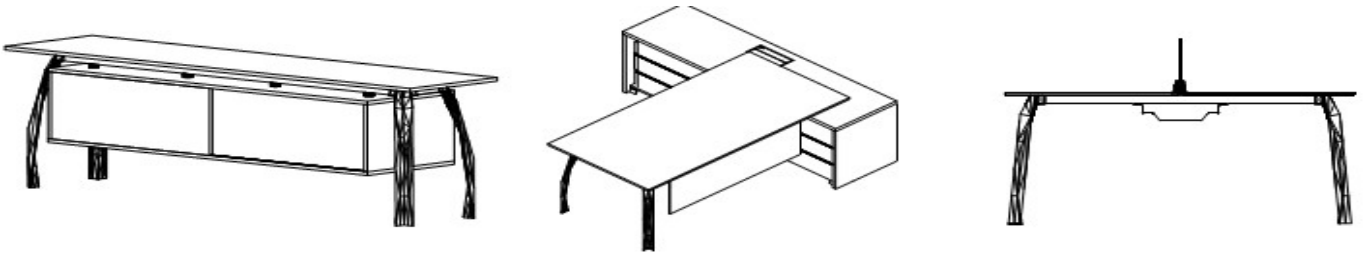
## EDGE CEO GROUP

kompakt malzemeden üretilmiştir.





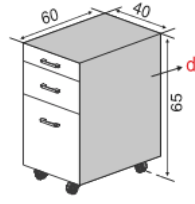

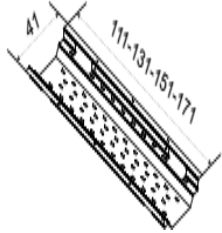
MODEL AÇIKLAMASI	KODU	ÖLÇÜ		PAKET	€	\$	TL	ŞEKİL
		L	W H					
Edge Ceo Masa - Dataport (Etajerli -Perdeli )	0757	160	80 x 75	Kg : 83,5 M <sup>3</sup> : 0,462 Pk : 3	1511	1634	30,224	
Edge Ceo Masa - Dataport (Etajerli -Perdeli )	0685	180	80 x 75	Kg : 86,5 M <sup>3</sup> : 0,465 Pk : 3	1679	1815	33,582	
Edge Ceo Masa - Dataport (Etajerli -Perdeli )	0686	200	80 x 75	Kg : 128,14 M <sup>3</sup> : 0,448 Pk : 3	1784	1929	35,684	
Edge Ceo Makam Dolabı kulpuz	0693	220	52 x 73	Kg : 69,1 M <sup>3</sup> : 1,063 Pk : 2	1375	1486	27,496	
Fine DOLAP EKO kulpuz	0329	200	35 x 90	Kg : 69 M <sup>3</sup> : 0,15 Pk : 2	607	656	12,130	
Walk Sehpa Kompakt	0777	60	60 x 45	Kg : 11 M <sup>3</sup> : 0,035 Pk : 1	277	300	5,543	
MKK - 102 DATAPORT - Metal	0274	33	14,5 x 5	Kg : M <sup>3</sup> : Pk :				

## EDGE MANAGER GRUP



MODEL AÇIKLAMASI	KODU	ÖLÇÜ		PAKET	€	\$	TL	ŞEKİL
		L	W H					
Edge Manager Masa - Dataport (Etajerli-Perdeli)	0758	160	80 x 75	Kg : 83,5 M <sup>3</sup> : 0,476 Pk : 3	1081	1168	21,614	
Edge Manager Masa - Dataport (Etajerli-Perdeli)	0683	180	80 x 75	Kg : 86,5 M <sup>3</sup> : 0,493 Pk : 3	1137	1229	22,740	
Edge Manager Masa - Dataport (Etajerli-Perdeli)	0684	200	80 x 75	Kg : 128,14 M <sup>3</sup> : 0,487 Pk : 3	1224	1323	24,475	
Edge Manager Makam Dolabı kulpsuz	0694	220	52 x 73	Kg : 116 M <sup>3</sup> : 1,068 Pk : 3	1001	1082	20,020	
Fine DOLAP EKO kulpsuz	0329	200	35 x 90	Kg : 69 M <sup>3</sup> : 0.15 Pk : 2	607	656	12,130	
Walk Sehpa	0534	60	60 x 45	Kg : 11 M <sup>3</sup> : 0,035 Pk : 1	191	207	3,825	
Mio Orta Sehpa	0650	90	60 x 40	Kg : 7,5 M <sup>3</sup> : 0,029 Pk : 1	170	184	3,406	

## EDGE GRUP AKSESUAR

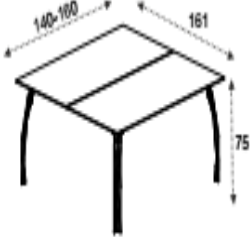
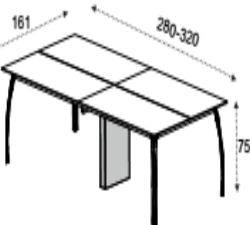
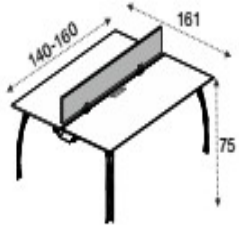
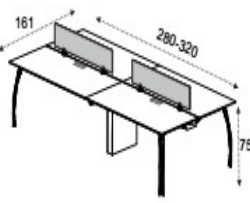
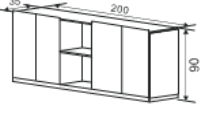



MODEL AÇIKLAMASI	KODU	ÖLÇÜ		PAKET	€	\$	TL SUNTALAM	ŞEKİL
		L	W H					
<b>WALK KOMODİN</b> - Sabit veya Hareketli - Merkez Kilitli - Çekmece içi kalemlik - Teleskobik ray	h 0453 s 0452	40	60 x 65	Kg : 30 M3 : 0,154 Pk : 1	331	358	6,624	
<b>WALK KOMODİN</b> - Sabit veya Hareketli - Merkez Kilitli - Çekmece içi kalemlik - Teleskobik ray - 4 Çekmeceli	h 0456 s 0457	40	60 x 65	Kg : 31 M3 : 0,154 Pk : 1	371	401	7,416	
<b>WALK KARTOTEKS KOMODİN</b> - Hareketli - Merkez Kilitli - Çekmece içi kalemlik - Teleskobik ray - 4 Çekmeceli	0460	40	60 x 65	Kg : 33 M3 : 0,180 Pk : 1	344	371	6,871	
Walk Cam Panel Bölücü	0266	180	25 x 010	Kg :11 M3 :0,05 Pk :1	148	160	2,964	
	0485	160	25 x 010	Kg :10 M3 :0,05 Pk :1				
	0484	140	25 x 010	Kg :9 M3 :0,04 Pk :1				
WALK KABLO KANALI	0478	111 X 41	140 cm MASA İÇİN	Kg : 10 M3 : 0.059 Pk : 1	126	137	2,528	
		131 X 41	160 cm MASA İÇİN	Kg : 12 M3 : 0.069 Pk : 1				
		151 X 41	180 cm MASA İÇİN	Kg : 14 M3 : 0.080 Pk : 1				
		171 X 41	200 cm MASA İÇİN	Kg : 16 M3 : 0.091 Pk : 1				

## EDGE OPERASYONEL GRUP

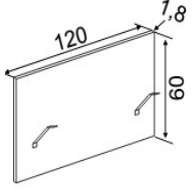
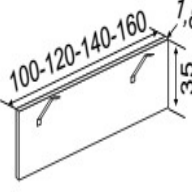


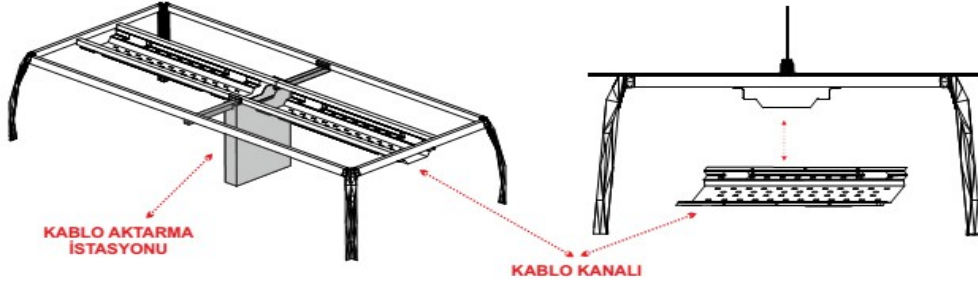
MODEL AÇIKLAMASI	KODU SUNTALAM	ÖLÇÜ		PAKET	€	\$	TL SUNTALAM	€	\$	TL KOMPAKT	KODU KOMPAKT	ŞEKİL	
		L	W										H
EDGE MASA *Ön Perde Dahil Değildir.	0345	120	80	75	Kg : 22,25 M <sup>3</sup> : 0,240 Pk : 1	579	626	11,589	908	981	18,151	0347	
	0708	140	80	75	Kg : 27,39 M <sup>3</sup> : 0,278 Pk : 1	648	700	12,950	1013	1095	20,260	0709	
	0710	160	80	75	Kg : 30,7 M <sup>3</sup> : 0,317 Pk : 1	676	730	13,510	1057	1142	21,131	0711	
	0681	180	80	75	Kg : 33,94 M <sup>3</sup> : 0,354 Pk : 1	730	789	14,604	1143	1236	22,860	0679	
	0682	200	80	75	Kg : 37,65 M <sup>3</sup> : 0,394 Pk : 1	754	815	15,081	1186	1282	23,713	0680	
EDGE ETAJER	0712	100	60	75	Kg : 12,95 M <sup>3</sup> : 0,165 Pk : 1	373	403	7,461	465	503	9,299	0713	
	0714	120	60	75	Kg : 15,54 M <sup>3</sup> : 0,194 Pk : 1	388	419	7,760	485	525	9,708	0715	
	0716	140	60	75	Kg : 18,13 M <sup>3</sup> : 0,224 Pk : 1	403	435	8,053	502	542	10,030	0717	
EDGE MASA+ÇİFT YÖNLÜ KOMODİN *perdeli	0725	140	80	75	Kg : 58,87 M <sup>3</sup> : 0,499 Pk : 2	699	755	13,971					
	0726	160	80	75	Kg : 64 M <sup>3</sup> : 0,540 Pk : 2	780	843	15,601					
	0727	180	80	75	Kg : 67,5 M <sup>3</sup> : 0,540 Pk : 2	868	938	17,359					
	0728	200	80	75	Kg : 69,6 M <sup>3</sup> : 0,547 Pk : 2	955	1032	19,098					
EDGE TOPLANTI MASASI YUVARLAK	0797	Q:120			Kg : M <sup>3</sup> : Pk :	728	787	14,555					
EDGE TOPLANTI MASASI	0793	200	110	75	Kg :51.1 M <sup>3</sup> :0.535 Pk :1	914	988	18,273					

## EDGE OPERASYONEL GRUP

MODEL AÇIKLAMASI	KODU SUNTALAM	ÖLÇÜ		PAKET	€	\$	TL SUNTALAM	€	\$	TL KOMPAKT	KODU KOMPAKT	ŞEKİL	
		L	W										H
EDGE Operasyonel Toplantı Masası	0348	120	161	75	Kg : 47.8 M <sup>3</sup> : 0.378 Pk : 4	744	804	14,876	1270	1373	25,401	0352	
	0744	140	161	75	Kg : 51.5 M <sup>3</sup> : 0.405 Pk : 4	868	938	17,359	1573	1701	31,460	0745	
	0718	160	161	75	Kg : 55 M <sup>3</sup> : 0.421 Pk : 4	911	985	18,218	1888	2041	37,753	0719	
EDGE Operasyonel Toplantı Masası <i>*kablo aktarma istasyonu fiyatlara dahildir.</i>	0354	240	161	75	Kg : 99 M <sup>3</sup> : 0.740 Pk : 5	1426	1541	28,518	2361	2552	47,220	0355	
	0746	280	161	75	Kg : 105 M <sup>3</sup> : 0.753 Pk : 5	1664	1798	33,270	2634	2847	52,678	0747	
	0720	320	161	75	Kg : 117 M <sup>3</sup> : 0.767 Pk : 5	1746	1888	34,929	2878	3111	57,550	0721	
EDGE Operasyonel Masa Takımı <i>*cam panel bölücü *dataport *kablo kanalı *kablo aktarma istasyonu fiyatlara dahildir.</i>	0359	120	161	75	Kg : 60 M <sup>3</sup> : 0,343 Pk : 5	965	1043	19,300	1556	1682	31,123	0360	
	0748	140	161	75	Kg : 66 M <sup>3</sup> : 0.360 Pk : 5	1126	1217	22,518	1816	1963	36,311	0749	
	0700	160	161	75	Kg : 69.8 M <sup>3</sup> : 0.377 Pk : 5	1164	1258	23,274	1878	2030	37,550	0699	
EDGE Operasyonel Masa Takımı <i>*cam panel bölücü *dataport *kablo kanalı *kablo aktarma istasyonu fiyatlara dahildir.</i>	0361	240	161	75	Kg : 110 M <sup>3</sup> : 0.61 Pk : 6	2103	2273	42,053	3361	3634	67,224	0362	
	0750	280	161	75	Kg : 118 M <sup>3</sup> : 0,627 Pk : 6	2453	2652	49,064	3922	4240	78,445	0751	
	0722	320	161	75	Kg : 126 M <sup>3</sup> : 0,643 Pk : 6	2578	2787	51,568	4120	4454	82,399	0723	
Fine DOLAP EKO <i>kulpsuz</i>	0329	200	35	90	Kg : 69 M <sup>3</sup> : 0.15 Pk : 2	607	656	12,130					
Edge Makam Dolabı <i>kulpsuz</i>	0694	220	52	73	Kg : 116 M <sup>3</sup> : 1,068 Pk : 3	1001	1082	20,020	1317	1424	26,350	0693	
Walk Sehpa	0534	60	60	45	Kg : 11 M <sup>3</sup> : 0,035 Pk : 1	191	207	3,825	290	313	5,795	0777	
Mio Orta Sehpa	0650	90	60	40	Kg : 7,5 M <sup>3</sup> : 0,029 Pk : 1	170	184	3,406					

## EDGE OPERASYONEL GRUP



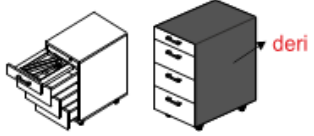



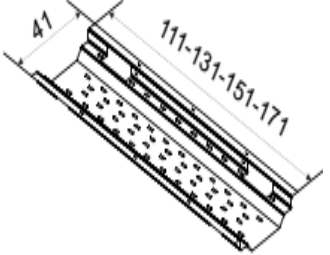
MODEL AÇIKLAMASI	KODU SUNTALAM	ÖLÇÜ	PAKET	€	\$	TL SUNTALAM	€	\$	TL Laminat	KODU Laminant	ŞEKİL		
		L W H											
AHŞAP SEPARATÖR	0470	120 x 60 x 1.8 140 cm MASA	Kg : 8 M3 : 0.022 Pk : 1	55	59	1,097	92	99	1,834	0471			
	0472	140 x 60 x 1.8 160 cm MASA	Kg : 9 M3 : 0.026 Pk : 1									0473	
	0474	160 x 60 x 1.8 180 cm MASA	Kg : 10 M3 : 0.029 Pk : 1										0475
	0476	180 x 60 x 1.8 200 cm MASA	Kg : 11 M3 : 0.030 Pk : 1										
AHŞAP ÖN PERDE	0732	80 x 35 x 1.8 140 cm MASA	Kg : 4 M3 : 0,012 Pk : 1	32	34	634	59	63	1,171	0778			
	0733	100 x 35 x 1.8 160 cm MASA	Kg : 5 M3 : 0,013 Pk : 1									0779	
	0734	120 x 35 x 1.8 180 cm MASA	Kg : 6 M3 : 0,014 Pk : 1									0780	
	0735	140 x 35 x 1.8 200 cm MASA	Kg : 6 M3 : 0,014 Pk : 1									0781	



WALK MASA SÜMENİ -deri	0479	80 x 46 x 0,5	Kg : M3 : Pk :							580 NET FİYATI	
---------------------------	------	---------------	----------------------	--	--	--	--	--	--	-------------------	---



## EDGE OPERASYONEL GRUP

MODEL AÇIKLAMASI	KODU	ÖLÇÜ		PAKET	€	\$	TL	ŞEKİL
		L	W H					
Walk Kablo aktarma istasyonu	0482	50	10 x 68	Kg : 11 M3 : 0.25 Pk : 1	175	190	3,506	
WALK KOMODİN - Sabit veya Hareketli - Merkez Kilitli - Çekmece içi kalemlik - Teleskobik ray	h 0453 s 0452	40	60 x 65	Kg : 30 M3 : 0,154 Pk : 1	331	358	6,624	
WALK KOMODİN - Sabit veya Hareketli - Merkez Kilitli - Çekmece içi kalemlik - Teleskobik ray - 4 Çekmeceli	h 0456 s 0457	40	60 x 65	Kg : 31 M3 : 0,154 Pk : 1	371	401	7,416	 <b>deri</b>
WALK KARTOTEKS KOMODİN - Hareketli - Merkez Kilitli - Çekmece içi kalemlik - Teleskobik ray - 4 Çekmeceli	0460	40	60 x 65	Kg : 33 M3 : 0,180 Pk : 1	344	371	6,871	
WALK CAM PANEL BÖLÜCÜ	0266	180	25 x 10	Kg : 11 M3: 0.05 Pk : 1	148	160	2,964	
	0483	160	25 x 10	Kg : 10 M3: 0.05 Pk : 1				
	0484	140	25 x 10	Kg : 9 M3: 0.04 Pk : 1				
	0485	120	25 x 10	Kg : 8 M3: 0.35 Pk : 1				
MKK - 102 DATAPORT - Metal	0274	33	14 x 5	Kg : M 3 : Pk :			829 <b>NET FİYATI</b>	
WALK KABLO KANALI	0478	111	41 140 cm masa için	Kg : 10 M3 : 0.059 Pk : 1	126	137	2,528	
		131	41 160 cm masa için	Kg : 12 M3 : 0.069 Pk : 1				
		151	41 180 cm masa için	Kg : 14 M3 : 0.080 Pk : 1				
		171	41 200 cm masa için	Kg : 16 M3 : 0.091 Pk : 1				

# ZEUS MASA



MODEL AÇIKLAMASI	KODU	ÖLÇÜ		PAKET	FİYATI	ŞEKİL
		L	W H			
ZEUS MASA *ayarlanabilir yüksekliktir.	0641	160	75 X 68/120	Kg : M <sub>3</sub> : Pk :	365 € <b>Net</b> <b>Fiyat</b>	A technical drawing of the desk showing its dimensions. The width is 160cm, the depth is 75cm, and the height is 68cm/120cm.